

STATEWIDE HOUSING STATISTICS

MAY 2019

Compliments of Title Guaranty

SINGLE FAMILY HOMES

# of Sales	Month			Y-T-D		
	2019	2018	% Change	2019	2018	% Change
Hawaii	230	207	▲11.1%	955	991	▼3.6%
Kauai	57	50	▲14.0%	221	252	▼12.3%
Maui	133	113	▲17.7%	449	491	▼8.6%
Oahu	320	332	▼3.6%	1,368	1,395	▼1.9%
Total	740	702	▲5.4%	2,993	3,129	▼4.3%

Median Sales Price	Month			Y-T-D		
	2019	2018	% Change	2019	2018	% Change
Hawaii	\$413,000	\$400,000	▲3.3%	\$383,880	\$360,000	▲6.6%
Kauai	\$660,000	\$737,500	▼10.5%	\$659,900	\$732,000	▼9.8%
Maui	\$705,000	\$690,000	▲2.2%	\$740,000	\$688,025	▲7.6%
Oahu	\$770,000	\$778,000	▼1.0%	\$775,000	\$775,500	▼0.1%

CONDOMINIUMS

# of Sales	Month			Y-T-D		
	2019	2018	% Change	2019	2018	% Change
Hawaii	78	80	▼2.5%	380	370	▲2.7%
Kauai	46	47	▼2.1%	171	203	▼15.8%
Maui	142	172	▼17.4%	685	720	▼4.9%
Oahu	520	495	▲5.1%	2,110	2,286	▼7.7%
Total	786	794	▼1.0%	3,346	3,579	▼6.5%

Median Sales Price	Month			Y-T-D		
	2019	2018	% Change	2019	2018	% Change
Hawaii	\$375,000	\$382,500	▼2.0%	\$373,500	\$373,750	▼0.1%
Kauai	\$591,000	\$284,000	▲108.1%	\$552,300	\$320,250	▲72.5%
Maui	\$518,500	\$472,500	▲9.7%	\$517,000	\$484,650	▲6.7%
Oahu	\$417,500	\$430,000	▼2.9%	\$415,000	\$425,000	▼2.4%

Source: Respective Islands' board of REALTORS®

Statistics provided by Title Guaranty. Information deemed reliable but not guaranteed. All rights to these materials are reserved; no reproduction without prior written consent.



TITLE GUARANTY
SERVING HAWAI'I SINCE 1896

*Title and Escrow is our business.
Hawaii is our home.*

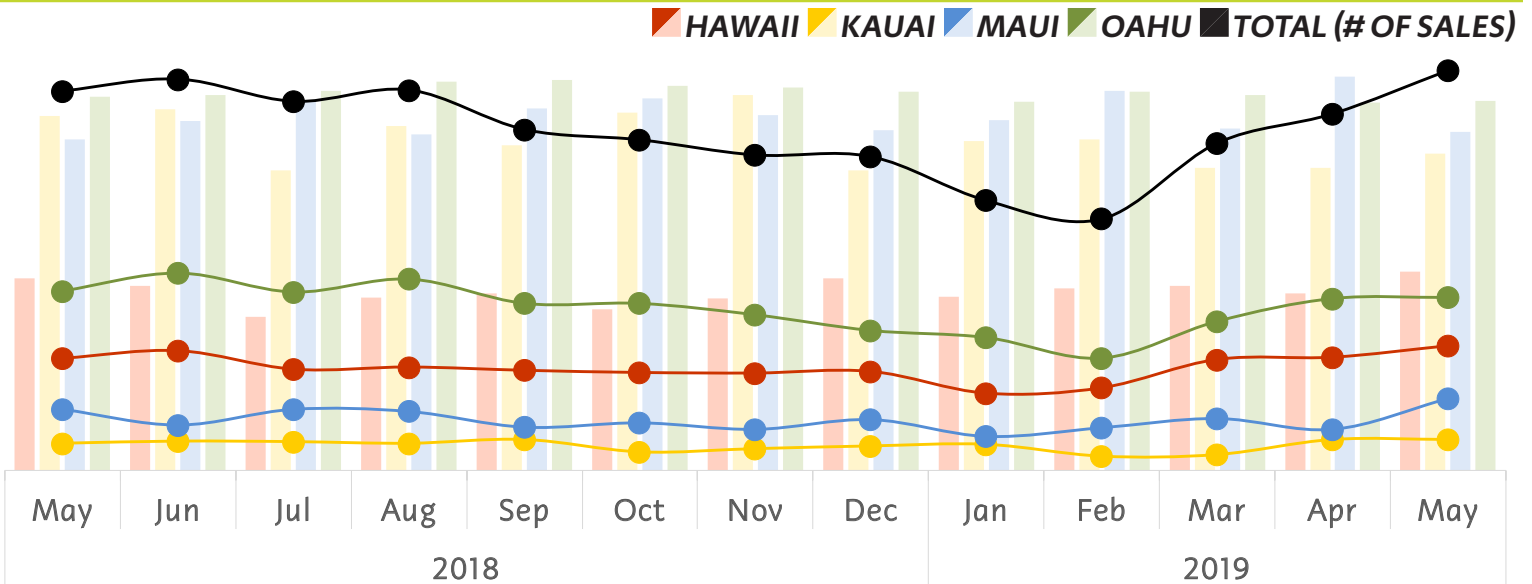
Call: (808) 521-0211 or Visit: TGHawaii.com

STATEWIDE HOUSING STATISTICS

MAY 2019

Compliments of Title Guaranty

SINGLE FAMILY HOMES



# OF SALES MEDIAN SALES PRICE (\$)	Hawaii	Kauai	Maui	Oahu	Total (# of Sales)
--------------------------------------	--------	-------	------	------	--------------------

2018					
May	207 \$400.0K	50 \$737.5K	113 \$690.0K	332 \$778.0K	702
Jun	221 \$384.0K	54 \$752.5K	84 \$727.5K	365 \$782.4K	724
Jul	187 \$320.0K	53 \$625.0K	113 \$769.0K	330 \$789.5K	683
Aug	191 \$359.0K	50 \$716.5K	109 \$700.0K	354 \$810.0K	704
Sep	185 \$368.0K	57 \$677.0K	80 \$754.2K	309 \$812.5K	631
Oct	181 \$335.0K	34 \$745.0K	88 \$774.2K	309 \$800.0K	612
Nov	180 \$358.0K	40 \$782.5K	76 \$740.4K	288 \$797.0K	584
Dec	183 \$399.0K	45 \$625.0K	94 \$708.8K	259 \$788.0K	581
2019					
Jan	143 \$361.3K	48 \$685.8K	63 \$730.0K	246 \$767.5K	500
Feb	153 \$379.0K	26 \$689.0K	79 \$790.0K	208 \$789.0K	466
Mar	205 \$383.9K	29 \$629.9K	96 \$712.7K	276 \$782.5K	606
Apr	209 \$369.0K	57 \$630.0K	76 \$819.5K	318 \$766.8K	660
May	230 \$413.0K	57 \$660.0K	133 \$705.0K	320 \$770.0K	740

Source: Respective Islands' board of REALTORS®

Statistics provided by Title Guaranty. Information deemed reliable but not guaranteed. All rights to these materials are reserved; no reproduction without prior written consent.



TITLE GUARANTY
SERVING HAWAI'I SINCE 1896

*Title and Escrow is our business.
Hawaii is our home.*

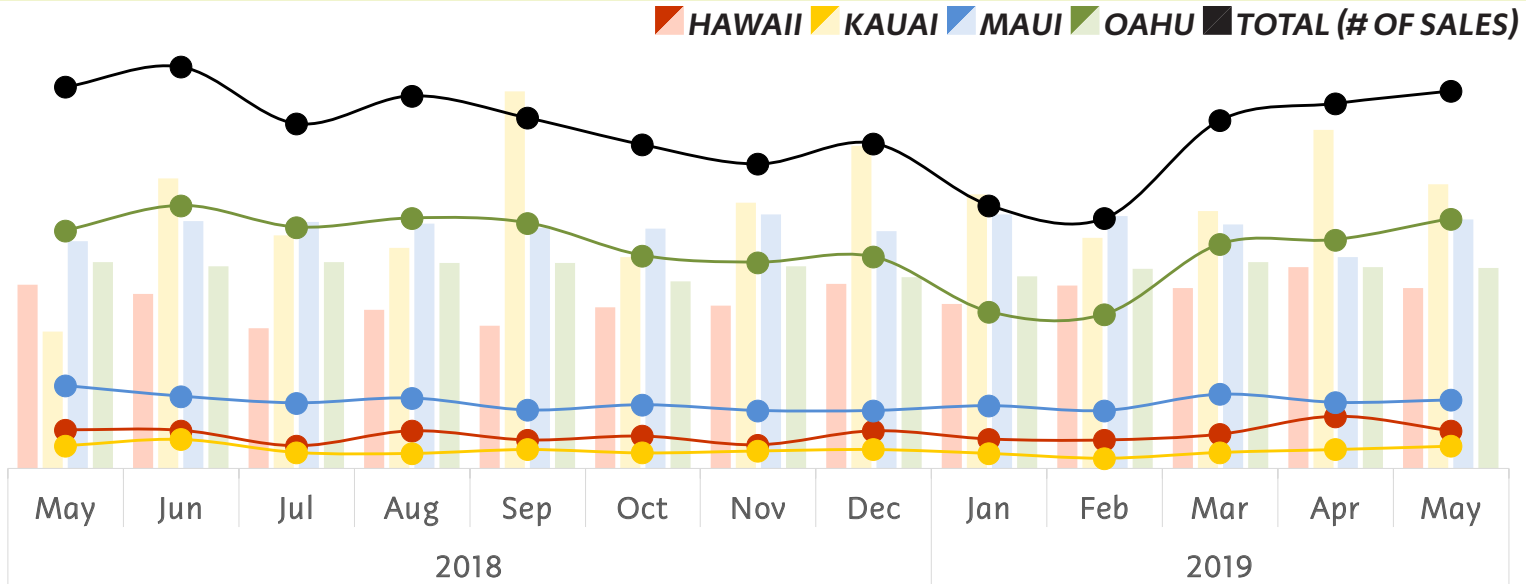
Call: (808) 521-0211 or Visit: TGHawaii.com

STATEWIDE HOUSING STATISTICS

MAY 2019

Compliments of Title Guaranty

CONDOMINIUMS



	# OF SALES MEDIAN SALES PRICE (\$)				Total (# of Sales)
	Hawaii	Kauai	Maui	Oahu	
2018					
May	80 \$382.5K	47 \$284.0K	172 \$472.5K	495 \$430.0K	794
Jun	79 \$362.5K	60 \$604.5K	150 \$515.0K	547 \$420.0K	836
Jul	47 \$292.2K	33 \$485.0K	136 \$513.2K	502 \$429.5K	718
Aug	78 \$330.0K	31 \$459.0K	146 \$510.0K	521 \$427.0K	776
Sep	59 \$297.5K	39 \$785.0K	121 \$501.0K	511 \$428.0K	730
Oct	67 \$335.0K	32 \$440.0K	132 \$499.0K	443 \$390.0K	674
Nov	49 \$339.0K	36 \$552.5K	120 \$528.7K	429 \$420.0K	634
Dec	78 \$384.0K	39 \$671.7K	120 \$493.5K	440 \$398.5K	677
2019					
Jan	61 \$341.5K	31 \$570.0K	130 \$528.5K	326 \$399.0K	548
Feb	59 \$380.0K	21 \$480.0K	120 \$524.5K	321 \$415.0K	521
Mar	71 \$375.0K	33 \$535.0K	154 \$508.5K	467 \$429.0K	725
Apr	108 \$418.5K	39 \$705.0K	137 \$440.0K	476 \$419.0K	760
May	78 \$375.0K	46 \$591.0K	142 \$518.5K	520 \$417.5K	786

Source: Respective Islands' board of REALTORS®

Statistics provided by Title Guaranty. Information deemed reliable but not guaranteed. All rights to these materials are reserved; no reproduction without prior written consent.



TITLE GUARANTY
SERVING HAWAI'I SINCE 1896

*Title and Escrow is our business.
Hawaii is our home.*

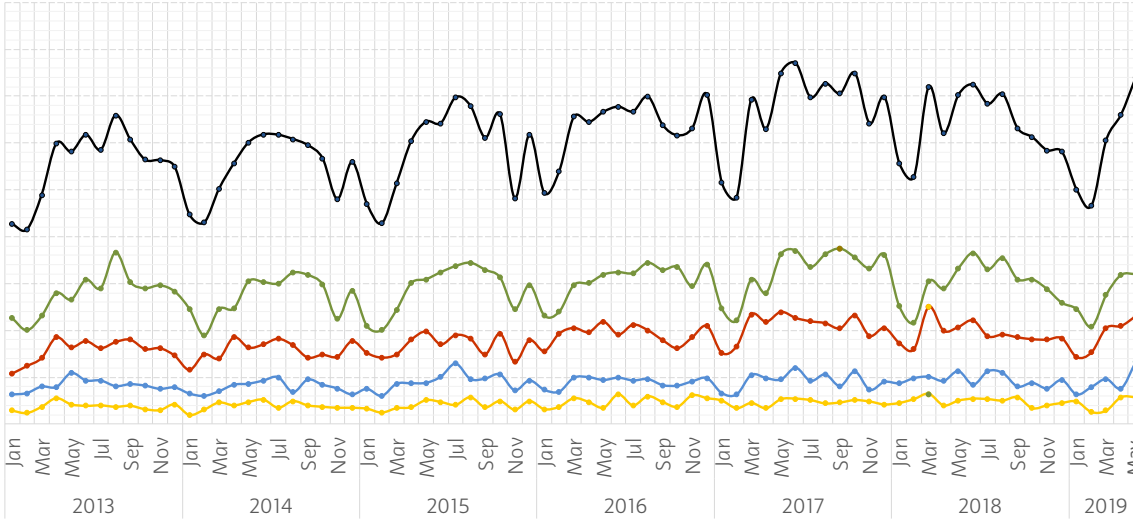
Call: (808) 521-0211 or Visit: TGHawaii.com

STATEWIDE HOUSING STATISTICS

MAY 2019

Compliments of Title Guaranty

SINGLE FAMILY HOMES



CURRENT MONTH
(VS LAST YEAR)

STATEWIDE ↑ 740

OAHU ↓ 320

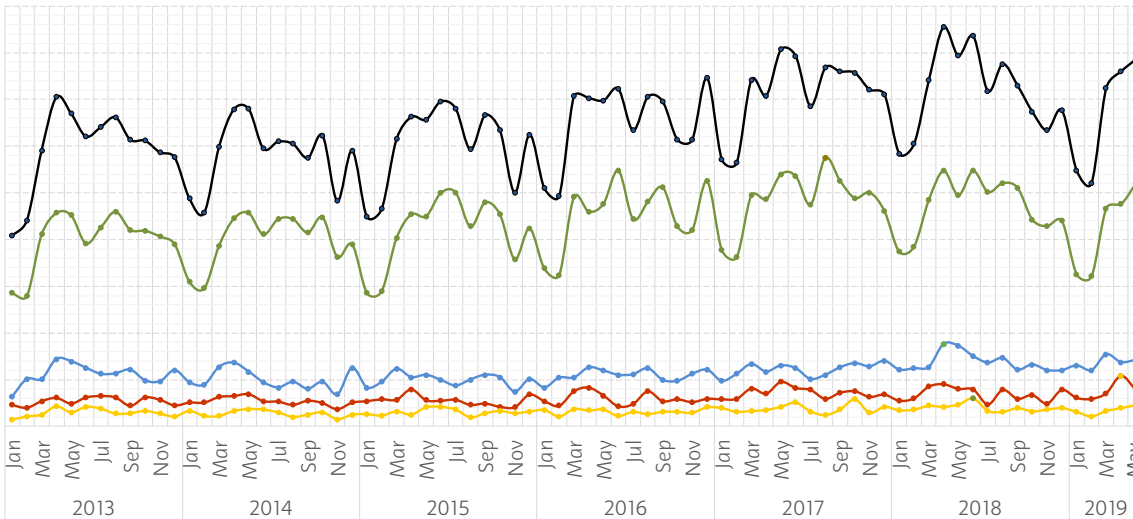
HAWAII ↑ 230

MAUI ↑ 133

KAUAI ↑ 57

● **HIGH**

CONDOMINIUMS



CURRENT MONTH
(VS LAST YEAR)

STATEWIDE ↓ 786

OAHU ↑ 520

MAUI ↓ 142

HAWAII ↓ 78

KAUAI ↓ 46

● **HIGH**

Source: Respective Islands' board of REALTORS®

Statistics provided by Title Guaranty. Information deemed reliable but not guaranteed. All rights to these materials are reserved; no reproduction without prior written consent.



TITLE GUARANTY
— SERVING HAWAII SINCE 1896 —

*Title and Escrow is our business.
Hawaii is our home.*

Call: (808) 521-0211 or Visit: TGHawaii.com