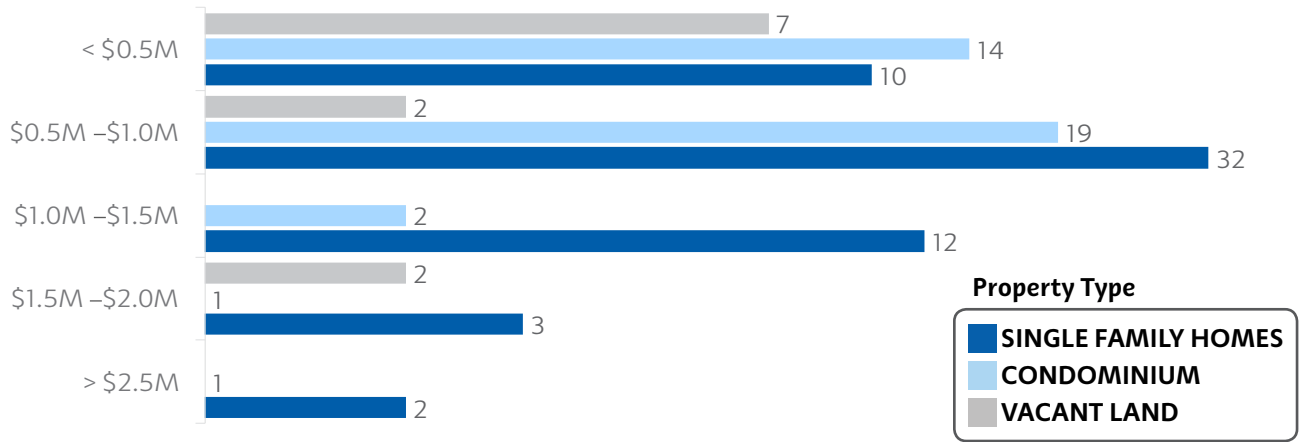


ISLAND SALES (#) BY PRICE RANGE



TG TEAM — Kauai

Let Us Be A Part Of Your Solution!



MATT H. TAKATA
Senior Vice President
State Manager Neighbor Island
O: (808) 241-4369 C: (808) 284-3178
mtakata@tghawaii.com



MICHELLE DELA SIERRA
Kauai Regional Manager
Escrow Services
O: (808) 855-2525 C: (808) 652-2463
mdelasierra@tghawaii.com



KATHERINE APAO
Account Manager
Kauai
O: (808) 245-3381 C: (808) 652-7485
kapao@tghawaii.com



JERI MIYAJI-VENTURA
Escrow Officer
Lihue
O: (808) 241-1573 C: (808) 652-7936
jmiyaji-ventura@tghawaii.com



GLENDA MATSUSHIMA
Escrow Officer
Princeville
O: (808) 826-5313 C: (808) 292-9689
gmatsushima@tghawaii.com

Visit a TG Kauai Branch Near You!

KOLOA

3417 E Poipu Road, Suite 106
Koloa, HI 96756

808-742-8485

koloa@tghawaii.com

LIHUE

4414 Kukui Grove St., Suite 104
Lihue, HI 96766

808-245-3381

lihue@tghawaii.com

PRINCEVILLE

5-4280 Kuhio Hwy., Suite G-204
PO Box 223330
Princeville, HI 96722

808-826-5300

princeville@tghawaii.com



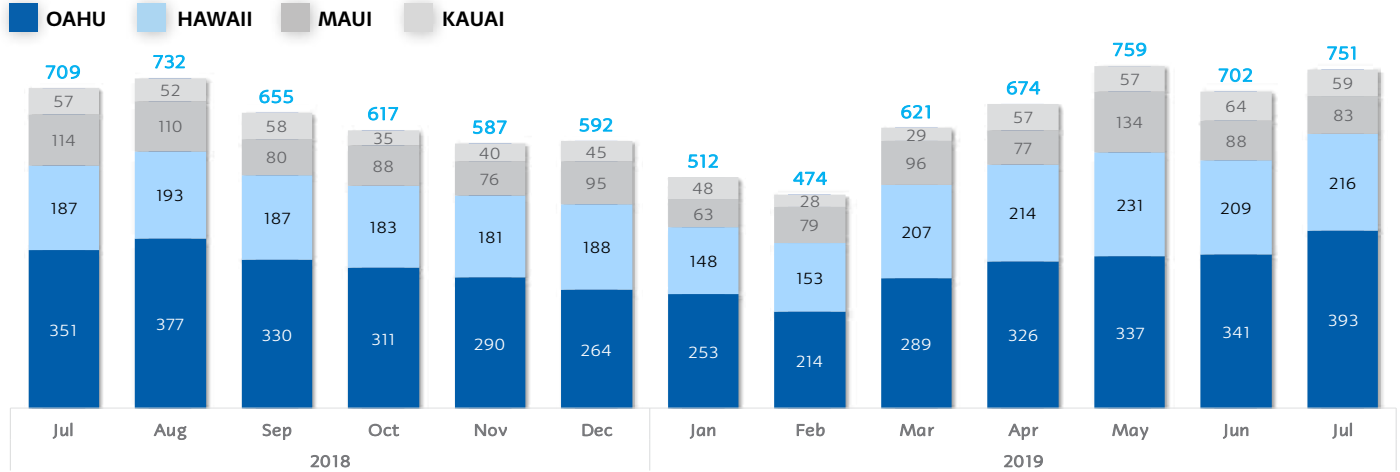
TITLE GUARANTY

TITLE & ESCROW SERVICES

RESIDENTIAL SALES REPORT JUNE 2019

KAUAI

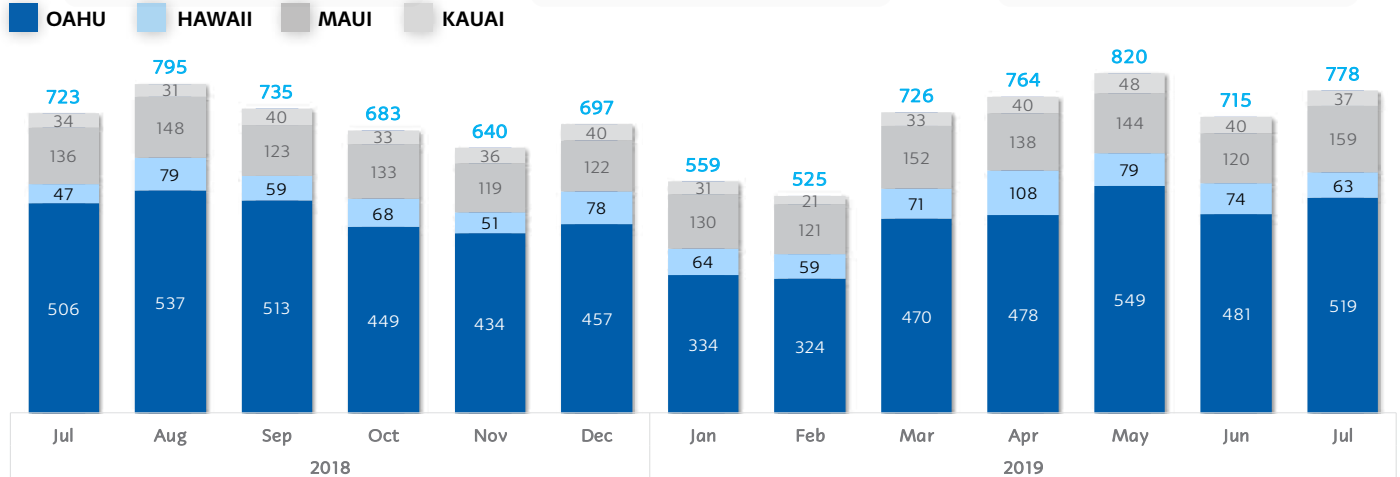
ISLAND SALES
SINGLE FAMILY HOME
CONDOMINIUM



OF SALES
59
 ↑ 1.8% VS. LAST MONTH
 ↓ 49.6% VS. LAST YEAR

MEDIAN SALES PRICE
\$650,000
 ↓ 1.5% VS. LAST MONTH
 ↑ 5.7% VS. LAST YEAR

TOTAL \$ OF SALES
\$51,695,873
 ↑ 0.9% VS. LAST MONTH
 ↓ 50.2% VS. LAST YEAR



OF SALES
37
 ↓ 22.9% VS. LAST MONTH
 ↓ 48.6% VS. LAST YEAR

MEDIAN SALES PRICE
\$630,000
 ↑ 8.2% VS. LAST MONTH
 ↑ 24.8% VS. LAST YEAR

TOTAL \$ OF SALES
\$28,693,069
 ↓ 8.3% VS. LAST MONTH
 ↓ 30.9% VS. LAST YEAR



KATHERINE APAO

Account Manager
Kauai

O: (808) 245-3381 C: (808) 652-7485
kapao@tghawaii.com

information effective 7/1/2019



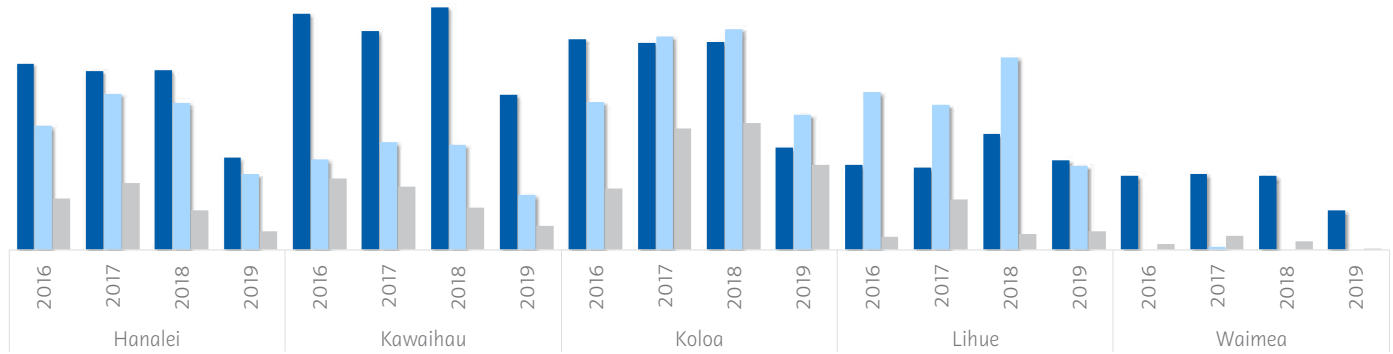
TITLE GUARANTY

TITLE & ESCROW SERVICES

REGIONAL SALES

SALES (#) COMPARISON (YEAR OVER YEAR)

M:\Groups\Statistics\Residential Sales Report\Residential Sales Report Layout\Layout\RSR Generator\06 - INDESIGN\RSR 2018 v2.4.3 (IND 14.0.1)\RSR 2018 v2.4.3 (IND 14.0.1)\Links

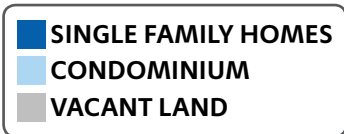


	YEAR	SINGLE FAMILY HOMES	CONDOMINIUM	VACANT LAND	TOTAL
HANALEI	2016	89	133	37	259
	2017	112	128	48	288
	2018	105	129	28	262
	2019	54	66	13	133
KAWAIHAU	2016	65	169	51	285
	2017	77	157	45	279
	2018	75	174	30	279
	2019	39	111	17	167
KOLOA	2016	106	151	44	301
	2017	153	148	87	388
	2018	158	149	91	398
	2019	97	73	61	231

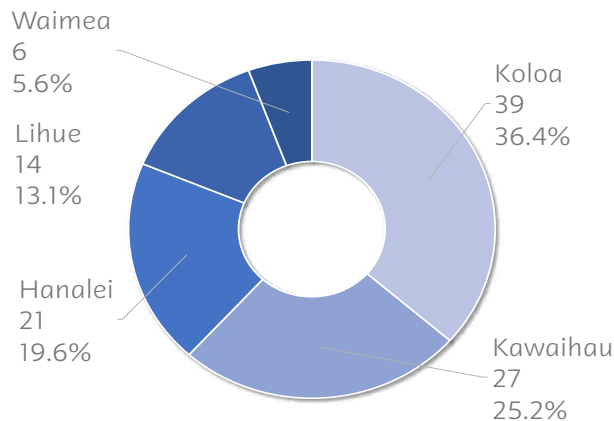
	YEAR	SINGLE FAMILY HOMES	CONDOMINIUM	VACANT LAND	TOTAL
LIHUE	2016	113	61	9	183
	2017	104	59	36	199
	2018	138	83	11	232
	2019	60	64	13	137
WAIMEA	2016		53	4	57
	2017	2	54	10	66
	2018		53	6	59
	2019		28	1	29

* YTD Sales (#) vs. same period of previous years

Property Type



OF SALES BY REGION



* Excluding Vacant Land Sales

RESIDENTIAL SALES REPORT

KAUAI

JUNE 2019

SALES BY REGION (CURRENT MONTH)

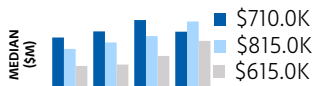
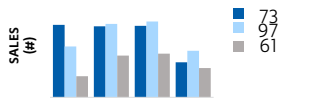
	SINGLE FAMILY HOMES			CONDOMINIUM			VACANT LAND		
	#	\$ AMT	MEDIAN	#	\$ AMT	MEDIAN	#	\$ AMT	MEDIAN
KOLOA	12 ▼	\$9.8M ▼	\$695.0K ▲	20 ▲	\$14.6M ▲	\$817.4K ▲	7 ▼	\$6.1M ▲	\$725.0K ▲
HANAIEI	14 ▲	\$21.6M ▲	\$1.3M ▼	7 ▼	\$5.0M ▼	\$630.0K ▼	--	--	--
KAWAIIHAU	17 ▼	\$10.3M ▼	\$549.0K ▼	6 ▼	\$2.4M ▼	\$365.0K ▲	4 ▼	\$1.3M ▼	\$294.5K ▼
LIHUE	10 ▲	\$6.8M ▲	\$609.8K ▲	4 ▼	\$6.7M ▲	\$475.0K ▲	--	--	--
WAIMEA	6 ▼	\$3.2M ▼	\$562.5K ▲	--	--	--	--	--	--

▲ Increase/Decrease vs. Last Year ● No Change or No Value vs. Last Year

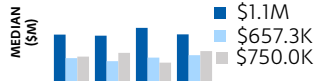
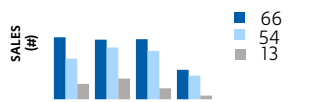
SALES COMPARISON (YEAR OVER YEAR & 2019 YTD SHOWN)

TOP NEIGHBORHOODS BY # OF SALES (CURRENT MONTH)

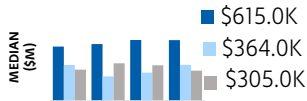
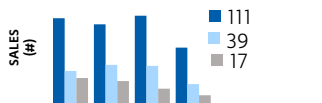
KOLOA



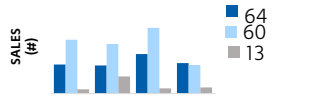
HANAIEI



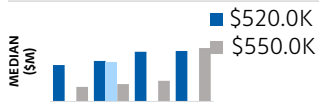
KAWAIIHAU



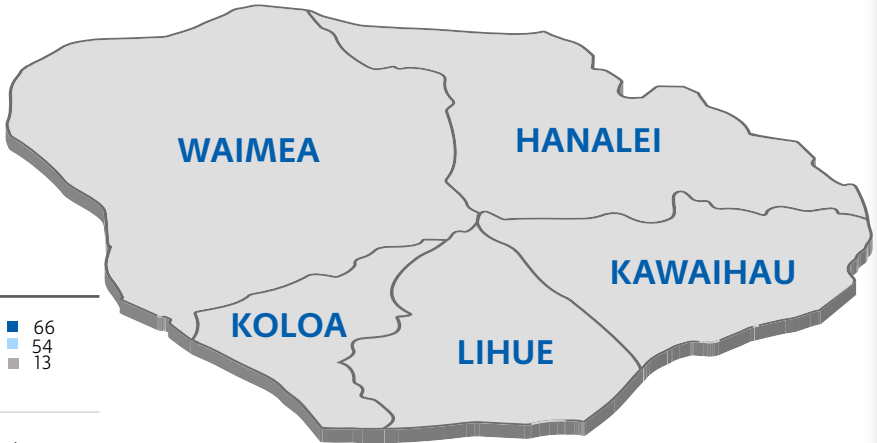
LIHUE



WAIMEA



* Annual trend shown include 2016 to present



YEAR TO DATE STATISTICS (VS. SAME PERIOD LAST YEAR)

SINGLE FAMILY HOMES

OF SALES: **341** ▼ 4.7% MEDIAN SALES PRICE: **\$647.5K** ▼ 7.5%
 TOTAL \$ OF SALES: **\$308.5M** ▼ 26.3%

CONDOMINIUM

OF SALES: **250** ▼ 15.5% MEDIAN SALES PRICE: **\$562.5K** ▲ 28.6%
 TOTAL \$ OF SALES: **\$167.0M** ▲ 7.1%

VACANT LAND

OF SALES: **105** ▲ 2.9% MEDIAN SALES PRICE: **\$477.0K** ▲ 25.5%
 TOTAL \$ OF SALES: **\$66.6M** ▲ 17.7%