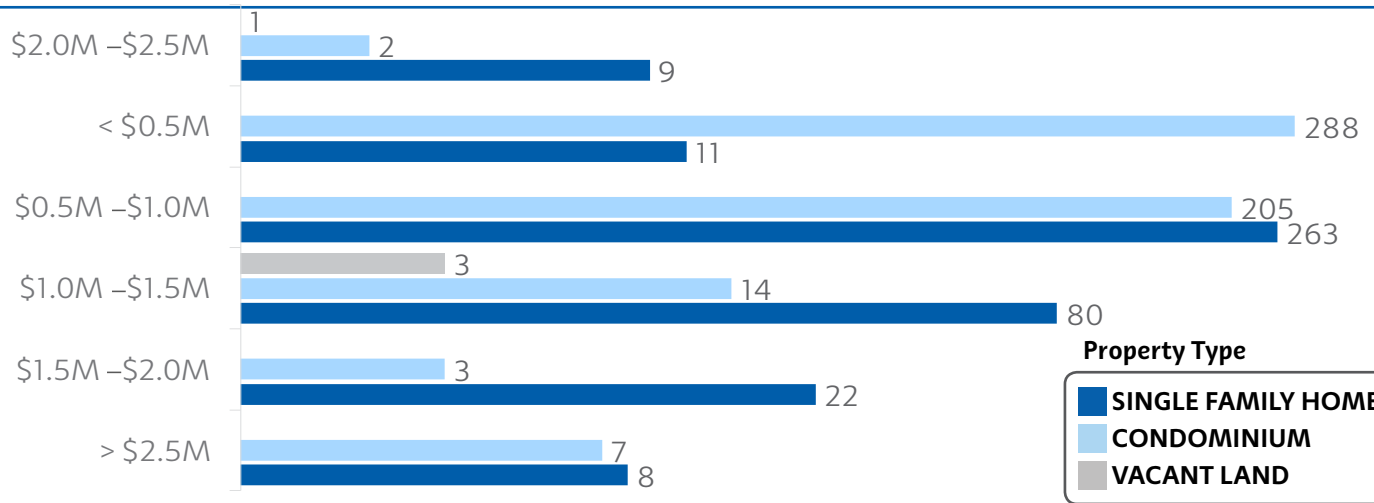


ISLAND SALES (#) BY PRICE RANGE



TG TEAM — East Oahu

Let Us Be A Part Of Your Solution!



CHRISTOPHER P. AGUILERA
Senior Vice President
Escrow State Manager
O: (808) 533-5861 C: (808) 388-5444
caguilera@tghawaii.com



WILLARD HARAGUCHI
Senior Vice President
Title Operations
O: (808) 539-7727 C: (808) 271-4527
wharaguchi@tghawaii.com



ALAN S. CHUN
Branch Manager
Hawaii Kai
O: (808) 394-5240 C: (808) 286-4940
achun@tghawaii.com



RYAN M. NAGATORI
Branch Manager
Kahala
O: (808) 733-6035 C: (808) 681-2488
rnagatori@tghawaii.com



VICKIE MARINO
Account Manager
East Oahu
(808) 286-4954
vmarino@tghawaii.com



ROXANNE OLAYAN
Senior Escrow Officer
Kahala
O: (808) 733-6038 C: (808) 294-2917
rolayan@tghawaii.com



DIANA S. KANAGAWA
Escrow Officer
Kahala
O: (808) 733-6028 C: (808) 347-5974
dkanagawa@tghawaii.com



MIKI K. VILLARD
Escrow Officer
Kahala
O: (808) 733-6047 C: (808) 286-1047
mvillard@tghawaii.com



JEFF LEE
Escrow Officer
Kahala
O: (808) 733-6030 C: (808) 753-5206
jylee@tghawaii.com



KAELEE M. WON
Escrow Officer
Kahala
O: (808) 733-6044 C: (808) 688-4709
kmmwon@tghawaii.com



RELLY HIROKAWA
Escrow Officer
Kahala
O: (808) 521-0294 C: (808) 347-2711
rhirokawa@tghawaii.com

Visit a TG East Oahu Branch Near You!

HAWAII KAI

6600 Kalanianaʻole Hwy., Ste. 108A
Honolulu, HI 96825

808-394-5252

hawaiikai@tghawaii.com

KAHALA

4211 Waiʻalae Ave., Ste. 104
Honolulu, HI 96816

808-733-6020

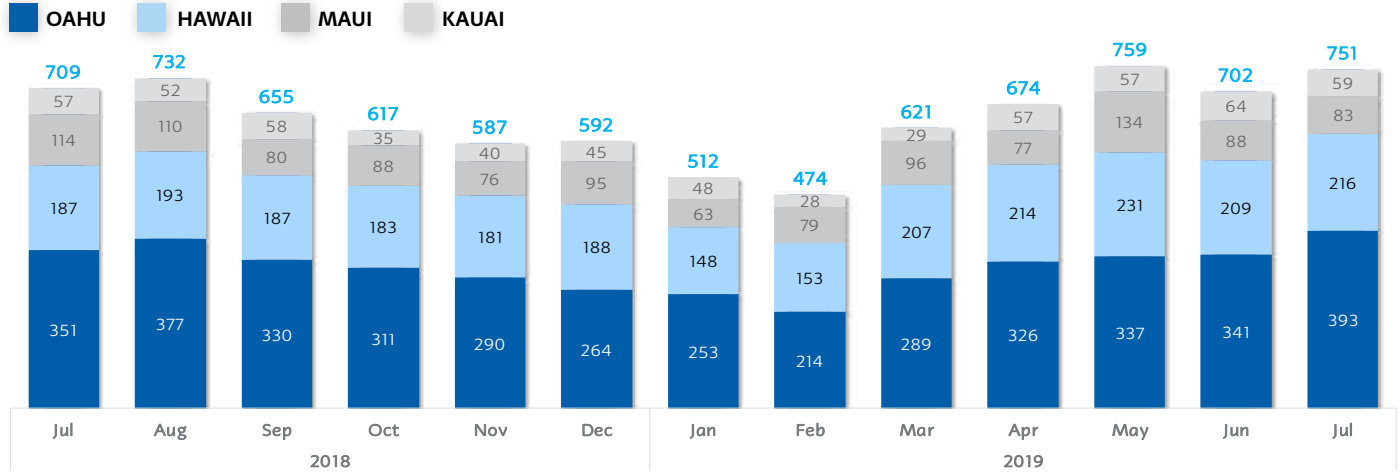
kahala@tghawaii.com



RESIDENTIAL SALES REPORT JUNE 2019

EAST OAHU

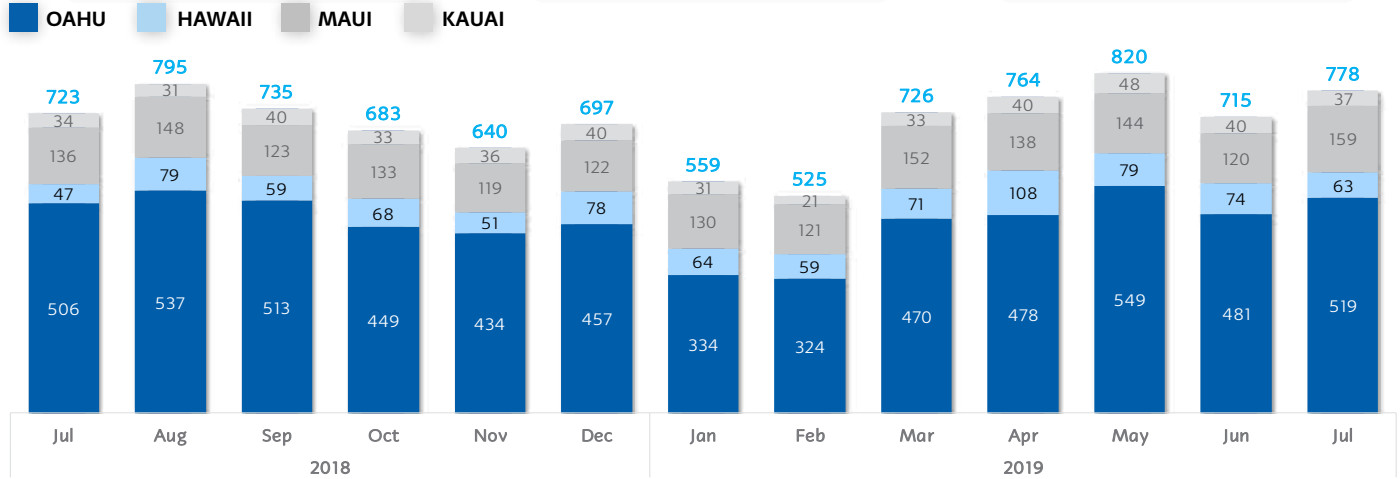
ISLAND SALES SINGLE FAMILY HOME CONDOMINIUM



OF SALES
393
 ↓ 42.1% VS. LAST MONTH
 ↑ 12.9% VS. LAST YEAR

MEDIAN SALES PRICE
\$825,000
 ↑ 4.7% VS. LAST MONTH
 ↑ 4.9% VS. LAST YEAR

TOTAL \$ OF SALES
\$395,974,916
 ↓ 39.2% VS. LAST MONTH
 ↑ 17.6% VS. LAST YEAR



OF SALES
519
 ↑ 4.4% VS. LAST MONTH
 ↓ 46.0% VS. LAST YEAR

MEDIAN SALES PRICE
\$460,000
 ↑ 5.7% VS. LAST MONTH
 ↑ 7.0% VS. LAST YEAR

TOTAL \$ OF SALES
\$278,312,375
 ↓ 47.6% VS. LAST MONTH
 ↑ 10.2% VS. LAST YEAR

information effective 7/1/2019



VICKIE MARINO
Account Manager
East Oahu

(808) 286-4954
vmarino@tghawaii.com



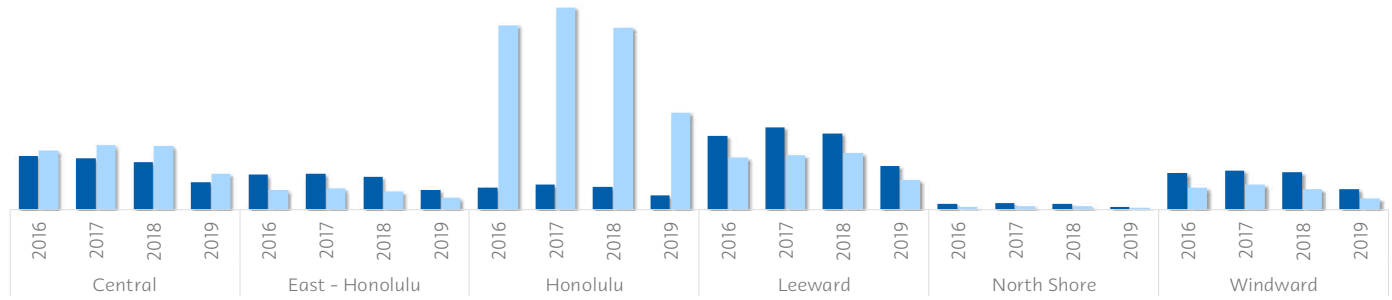
TITLE GUARANTY

TITLE & ESCROW SERVICES

REGIONAL SALES

SALES (#) COMPARISON (YEAR OVER YEAR)

M:\Groups\Statistics\Residential Sales Report\Residential Sales Report Layout\Layout\RSR Generator\06 - INDESIGN\RSR 2018 v2.4.3 (IND 14.0.1)\RSR 2018 v2.4.3 (IND 14.0.1)\Links



	YEAR		TOTAL	
CENTRAL	2016	995	899	1,894
	2017	1,081	865	1,946
	2018	1,073	798	1,871
	2019	608	464	1,072
EAST - HONOLULU	2016	335	591	926
	2017	351	604	955
	2018	307	550	857
	2019	204	329	533
HONOLULU	2016	3,105	374	3,479
	2017	3,415	417	3,832
	2018	3,065	381	3,446
	2019	1,629	238	1,867

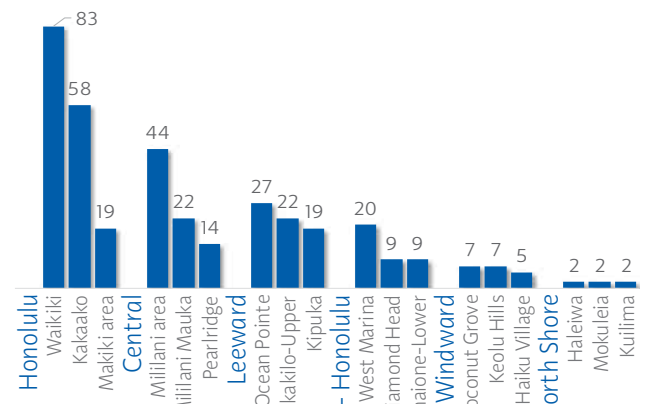
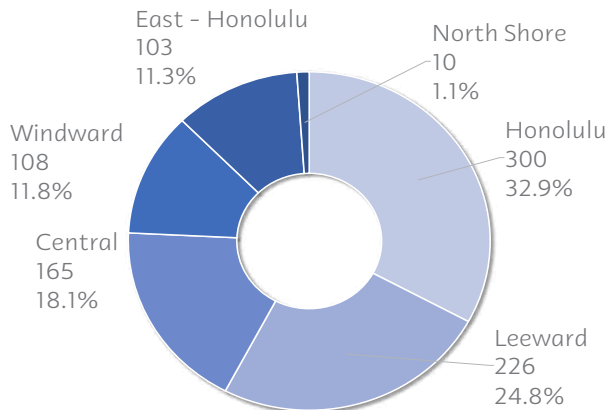
	YEAR		TOTAL	
LEEWARD	2016	878	1,245	2,123
	2017	917	1,392	2,309
	2018	952	1,278	2,230
	2019	498	740	1,238
NORTH SHORE	2016	48	94	142
	2017	56	103	159
	2018	56	95	151
	2019	29	43	72
WINDWARD	2016	369	617	986
	2017	415	658	1,073
	2018	343	634	977
	2019	187	339	526

* YTD Sales (#) vs. same period of previous years

Property Type



OF SALES BY REGION



* Excluding Vacant Land Sales

* Top 3 Neighborhoods Shown—Excluding Vacant Land Sales

RESIDENTIAL SALES REPORT

EAST OAHU

JUNE 2019

SALES BY REGION (CURRENT MONTH)

▲ Increase/Decrease vs. Last Year ● No Change or No Value vs. Last Year

	SINGLE FAMILY HOMES			CONDOMINIUM		
	#	\$ AMT	MEDIAN	#	\$ AMT	MEDIAN
WEST MARINA	1 ●	\$665.0K ▼	\$665.0K ▼	19 ▲	\$14.7M ▲	\$760.0K ▼
HAAHAIONE-LOWER	--	--	--	9 ▲	\$5.2M ▲	\$568.0K ▼
DIAMOND HEAD	3 ▲	\$12.8M ▲	\$3.5M ▲	6 ▲	\$6.3M ▲	\$666.3K ▼
WAIALAE IKI	7 ▲	\$10.6M ▲	\$1.6M ▼	--	--	--
KAHALA AREA	5 ▲	\$12.8M ▲	\$2.4M ▲	2 ▲	\$2.0M ▲	\$999.4K ▼
WILHEMINA	6 ▲	\$6.4M ▲	\$1.1M ▲	--	--	--
PALOLO	5 ▲	\$4.6M ▲	\$799.9K ▼	--	--	--
KAIMUKI	5 ▲	\$5.6M ▲	\$1.1M ▲	--	--	--
AINA HAINA AREA	4 ▲	\$4.6M ▲	\$1.1M ▼	--	--	--
KALAMA VALLEY	3 ▼	\$3.1M ▼	\$950.0K ▲	--	--	--

SALES COMPARISON (YEAR OVER YEAR & 2019 YTD SHOWN)

TOP 5 NEIGHBORHOODS BY # OF SALES (CURRENT MONTH)

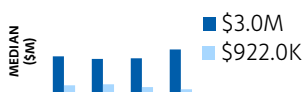
WEST MARINA



DIAMOND HEAD

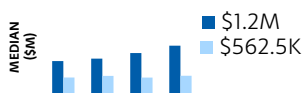


KAHALA AREA

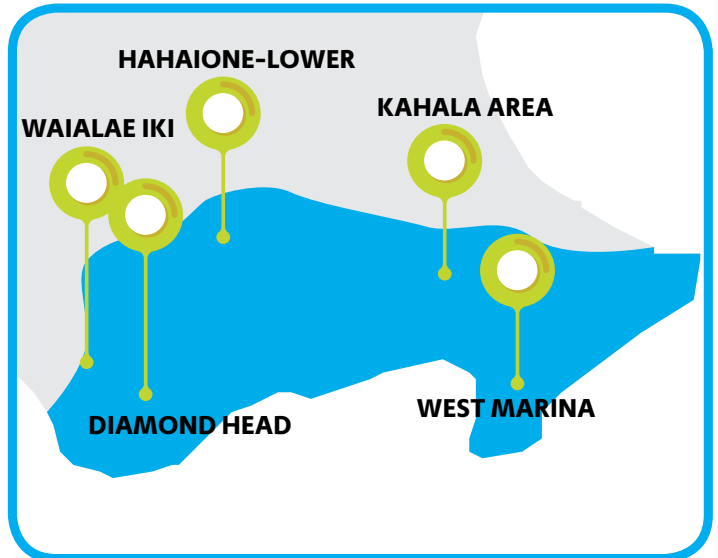


* Annual trend shown include 2016 to present;
Top 5 Neighborhood Shown

HAAHAIONE-LOWER



WAIALAE IKI



YEAR TO DATE STATISTICS (VS. SAME PERIOD LAST YEAR)

SINGLE FAMILY HOMES

OF SALES **329** ▼ 8.1% MEDIAN SALES PRICE **\$1.2M** ▲ 16.6%

TOTAL \$ OF SALES **\$477.5M** ▼ 8.1%

CONDOMINIUM

OF SALES **204** ▲ 7.9% MEDIAN SALES PRICE **\$644.5K** ▲ 0.2%

TOTAL \$ OF SALES **\$160.6M** ▲ 16.6%