



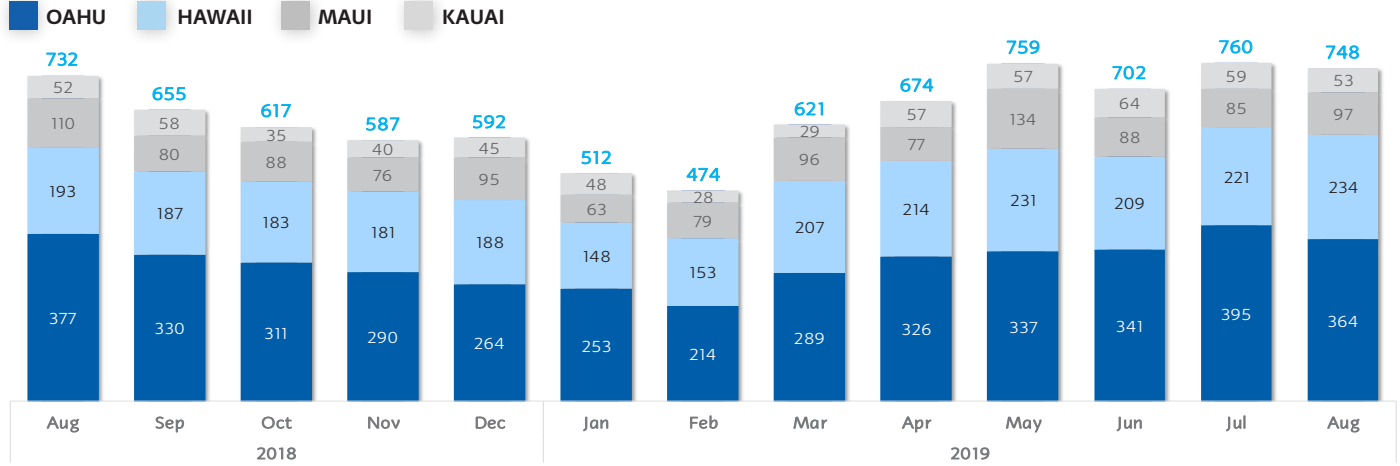
# TITLE GUARANTY

TITLE & ESCROW SERVICES

## RESIDENTIAL SALES REPORT AUGUST 2019

# NORTH OAHU

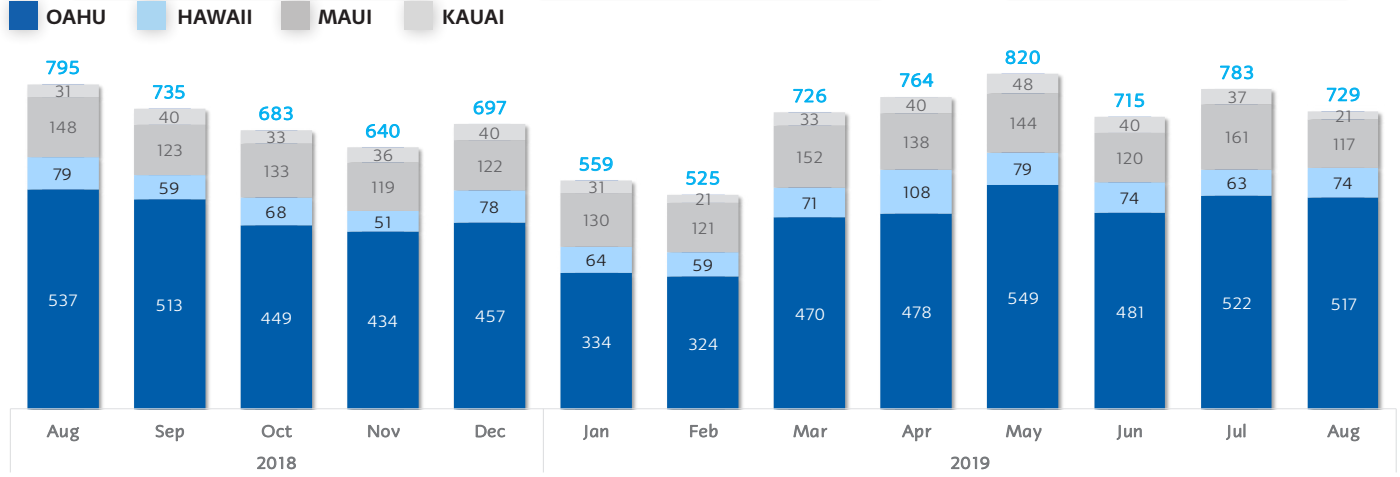
ISLAND SALES  
SINGLE FAMILY HOME  
CONDOMINIUM



**# OF SALES**  
**364**  
 ⬇️ 7.8% VS. LAST MONTH  
 ⬇️ 3.4% VS. LAST YEAR

**MEDIAN SALES PRICE**  
**\$790,000**  
 ⬇️ 4.2% VS. LAST MONTH  
 ⬇️ 2.5% VS. LAST YEAR

**TOTAL \$ OF SALES**  
**\$350,464,135**  
 ⬇️ 11.8% VS. LAST MONTH  
 ⬇️ 7.1% VS. LAST YEAR



**# OF SALES**  
**517**  
 ⬇️ 1.0% VS. LAST MONTH  
 ⬇️ 3.7% VS. LAST YEAR

**MEDIAN SALES PRICE**  
**\$425,000**  
 ⬇️ 7.8% VS. LAST MONTH  
 ⬇️ 1.2% VS. LAST YEAR

**TOTAL \$ OF SALES**  
**\$252,195,417**  
 ⬇️ 9.9% VS. LAST MONTH  
 ⬇️ 10.5% VS. LAST YEAR

information effective 9/1/2019



**CARLA M. VIERRA**

Account Manager  
North & West Oahu

(808) 265-7095  
cvierra@tghawaii.com

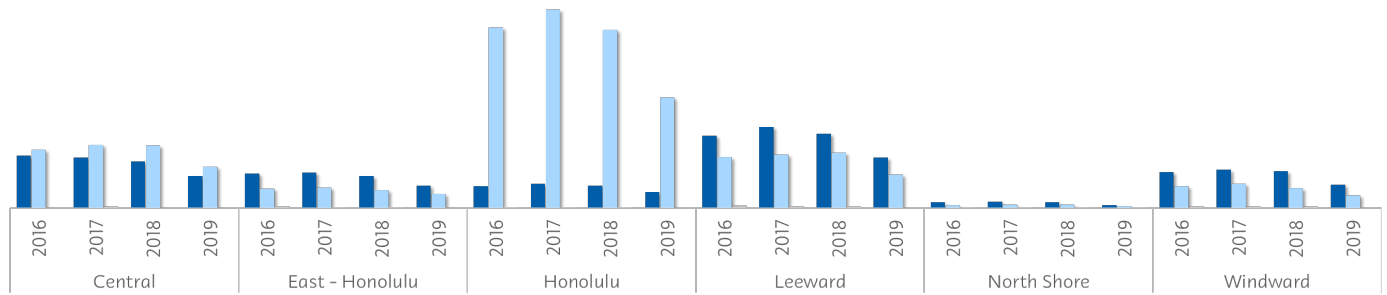


# TITLE GUARANTY

TITLE & ESCROW SERVICES

REGIONAL SALES

## SALES (#) COMPARISON (YEAR OVER YEAR)



	YEAR		TOTAL	
CENTRAL	2016	899	995	1,894
	2017	865	1,081	1,946
	2018	798	1,073	1,871
	2019	551	707	1,258
EAST - HONOLULU	2016	591	335	926
	2017	604	351	955
	2018	550	307	857
	2019	384	242	626
HONOLULU	2016	374	3,105	3,479
	2017	417	3,415	3,832
	2018	381	3,065	3,446
	2019	272	1,902	2,174

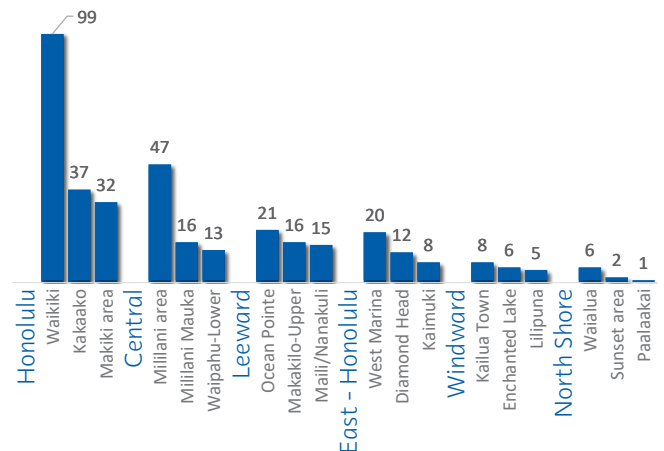
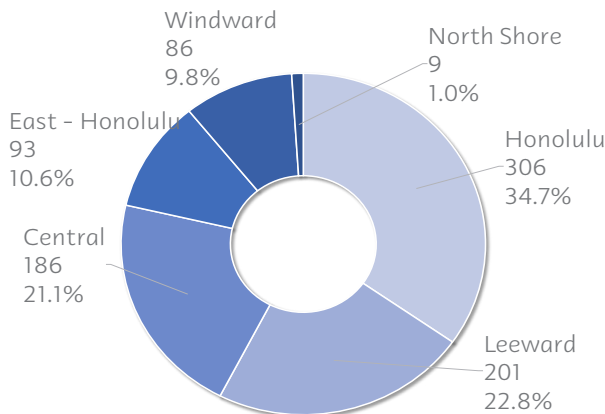
	YEAR		TOTAL	
LEEWARD	2016	1,245	878	2,123
	2017	1,392	917	2,309
	2018	1,278	952	2,230
	2019	868	578	1,446
NORTH SHORE	2016	94	48	142
	2017	103	56	159
	2018	95	56	151
	2019	48	34	82
WINDWARD	2016	617	369	986
	2017	658	415	1,073
	2018	634	343	977
	2019	399	216	615

\* YTD Sales (#) vs. same period of previous years

### Property Type



## # OF SALES BY REGION



\* Excluding Vacant Land Sales

\* Top 3 Neighborhoods Shown—Excluding Vacant Land Sales

# RESIDENTIAL SALES REPORT

## NORTH OAHU

### AUGUST 2019

#### SALES BY REGION (CURRENT MONTH)

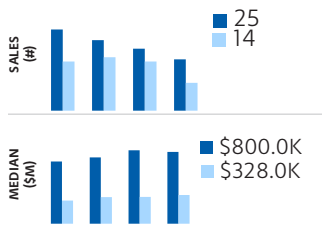
▲/▼ Increase/Decrease vs. Last Year ●/— No Change or No Value vs. Last Year

	SINGLE FAMILY HOMES			CONDOMINIUM		
	#	\$ AMT	MEDIAN	#	\$ AMT	MEDIAN
WAIALUA	2 ▼	\$1.4M ▼	\$717.5K ▲	4 ▲	\$1.4M ▲	\$337.0K ▲
SUNSET AREA	2 ▲	\$5.4M ▲	\$2.7M ▲	--	--	--
PAALAAKAI	1 -	\$655.0K -	\$655.0K -	--	--	--

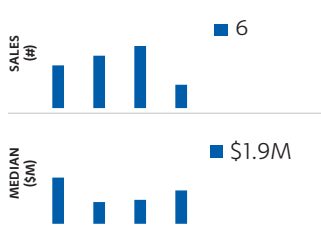
#### SALES COMPARISON (YEAR OVER YEAR & 2019 YTD SHOWN)

##### TOP NEIGHBORHOODS BY # OF SALES (CURRENT MONTH)

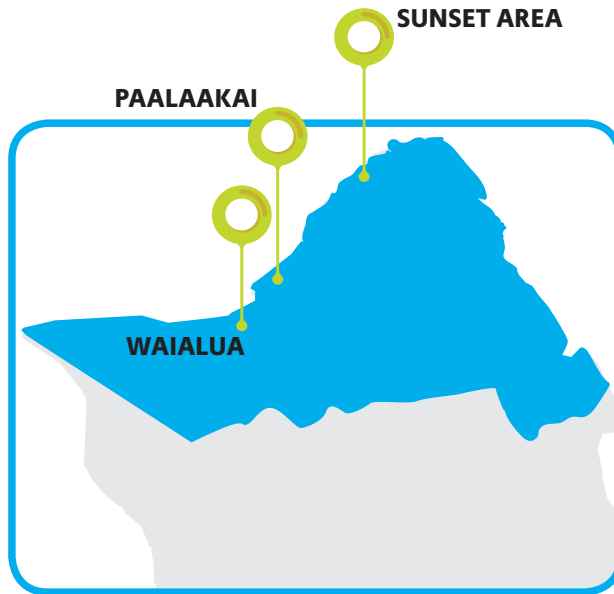
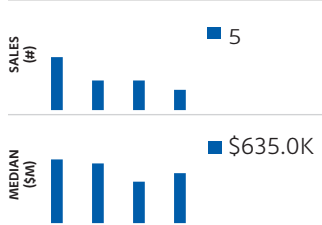
#### WAIALUA



#### SUNSET AREA



#### PAALAAKAI



#### YEAR TO DATE STATISTICS (VS. SAME PERIOD LAST YEAR)

##### SINGLE FAMILY HOMES

# OF SALES: 48 ▼ 9.4%  
 MEDIAN SALES PRICE: \$1.1M ▲ 2.6%

TOTAL \$ OF SALES: \$66.7M ▼ 13.8%

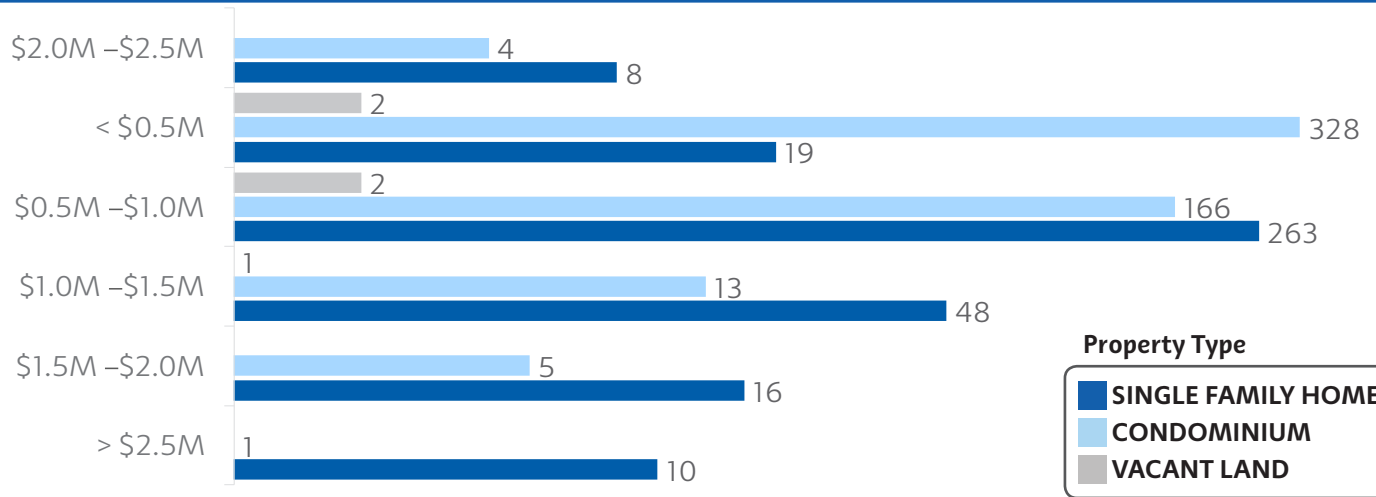
##### CONDOMINIUM

# OF SALES: 34 ▲ 9.7%  
 MEDIAN SALES PRICE: \$492.5K ▲ 3.7%

TOTAL \$ OF SALES: \$19.2M ▲ 13.2%

\* Annual trend shown include 2016 to present;  
 Top 5 Neighborhood Shown

## ISLAND SALES (#) BY PRICE RANGE



## TG TEAM — North Oahu

Let Us Be A Part Of Your Solution!



**CHRISTOPHER P. AGUILERA**  
Senior Vice President  
Escrow State Manager  
O: (808) 533-5861 C: (808) 388-5444  
caguilera@tghawaii.com



**NARA P. KIM**  
Branch Manager  
Kapolei  
O: (808) 630-2156 C: (808) 439-9990  
nkim@tghawaii.com



**SHERRIE M. KIMATA**  
Branch Manager  
Pearlridge  
O: (808) 275-4441 C: (808) 754-9976  
skimata@tghawaii.com



**CARLA M. VIERRA**  
Account Manager  
North & West Oahu  
(808) 265-7095  
cvierra@tghawaii.com



**JILL M. KIRIHARA**  
Escrow Officer  
Mililani  
O: (808) 630-2157 C: (808) 282-7492  
jkirihara@tghawaii.com



**BRIAR K. NAKAMOTO**  
Escrow Officer  
Mililani  
O: (808) 630-2259 C: (808) 294-3589  
bnakamoto@tghawaii.com



**KYLE HOBSON DUDOIT**  
Escrow Officer  
Pearlridge  
(808) 275-4186  
khobson@tghawaii.com

### Visit a TG North Oahu Branch Near You!

#### KAPOLEI

1001 Kamokila Blvd., Suite 127  
Kapolei, HI 96707

808-690-9222

kapolei@tghawaii.com

#### MILILANI

95-1095 Ainamakua Dr., Ste. 1  
Mililani, HI 96789

808-630-2344

mililani@tghawaii.com

#### PEARLRIDGE

98-151 Pali Momi St., Ste. 115  
Aiea, HI 96701

808-483-8121

pearlridge@tghawaii.com