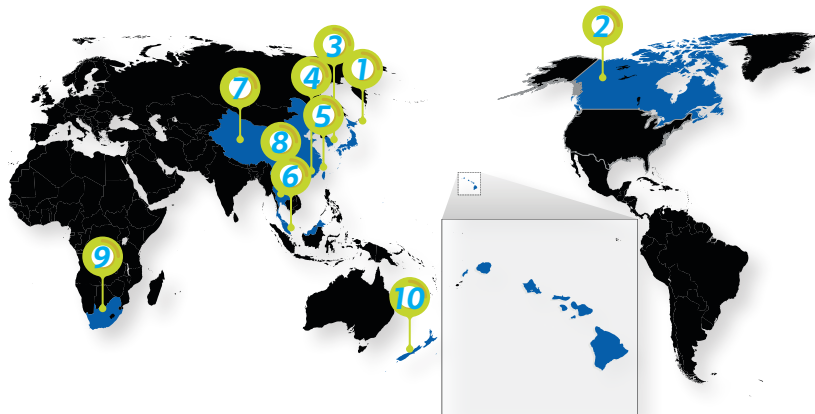


BUYER STATISTICS

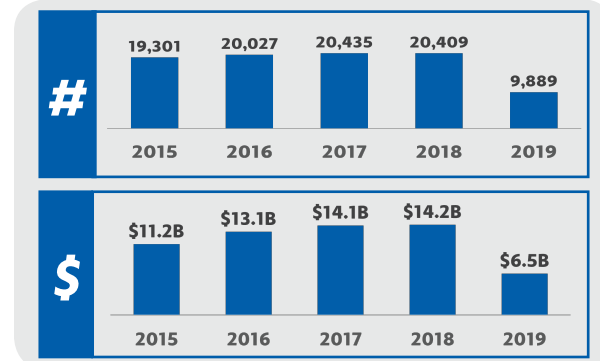
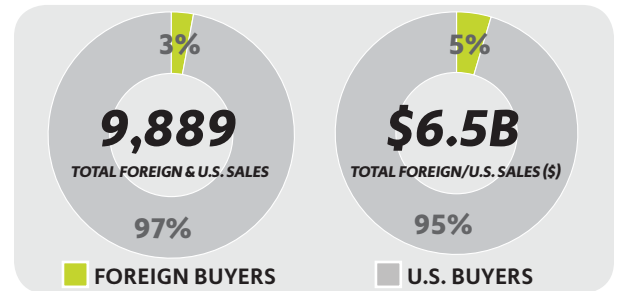
JANUARY - JUNE 2019

Top Foreign Buyers of Hawaii Property

NO. OF SALES | \$ AMOUNT



1. Japan ↓ 173 ↓ \$176.7M	2. Canada ↓ 72 ↓ \$72.7M	3. Korea ↑ 12 ↑ \$17.7M	4. Hong Kong ↑ 9 ↑ \$11.2M	5. Taiwan ↑ 4 ↑ \$3.7M
6. Singapore 3 ↓ \$7.8M	7. China ↓ 3 ↓ \$3.5M	8. Thailand 2 \$1.0M	9. South Africa 2 ↓ \$653.0K	10. New Zealand ↓ 2 ↓ \$505.0K



Top U.S. Buyers of Hawaii Property

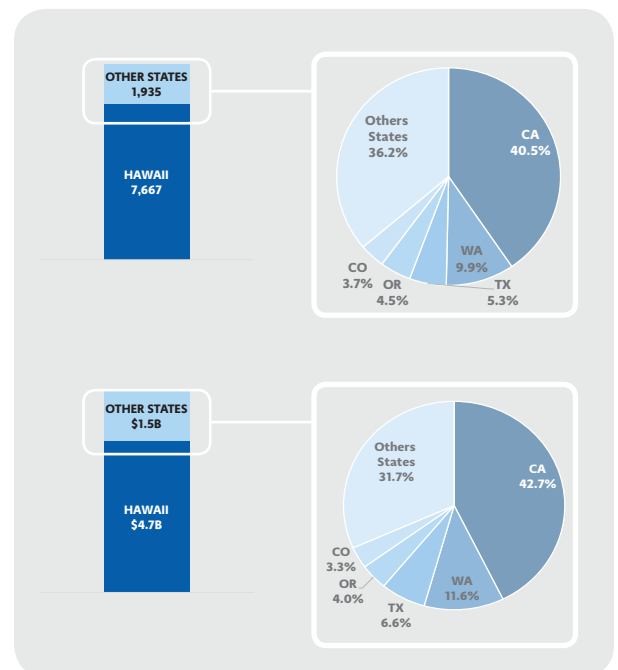
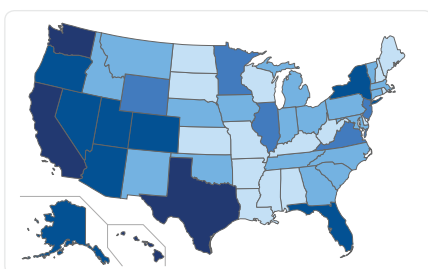
NO. OF SALES | \$ AMOUNT

TOP STATES BY NO. OF SALES

- Hawaii (HI) : **7,667**
- California (CA) : **783**
- Washington (WA) : **191**
- Texas (TX) : **103**
- Oregon (OR) : **87**
- Colorado (CO) : **71**
- Utah (UT) : **65**
- Nevada (NV) : **63**
- New York (NY) : **51**
- Alaska (AK) : **50**

TOP STATES BY \$ AMOUNT

- Hawaii (HI) : **\$4.7B**
- California (CA) : **\$654.0M**
- Washington (WA) : **\$178.1M**
- Texas (TX) : **\$101.0M**
- Oregon (OR) : **\$61.6M**
- Colorado (CO) : **\$51.1M**
- Nevada (NV) : **\$50.2M**
- Utah (UT) : **\$41.3M**
- New York (NY) : **\$36.5M**
- Alaska (AK) : **\$31.0M**



Statistics provided by Title Guaranty. Information deemed reliable but not guaranteed. All rights to these materials are reserved; no reproduction without prior written consent.



TITLE GUARANTY
TITLE & ESCROW SERVICES

*Title and Escrow is our business.
Hawaii is our home.*

Call: (808) 521-0211 or Visit: www.TGHawaii.com

BUYER STATISTICS

KAUAI | JANUARY - JUNE 2019

Top Foreign & U.S. Buyers

NO. OF SALES | \$ AMOUNT

TOP FOREIGN BUYERS

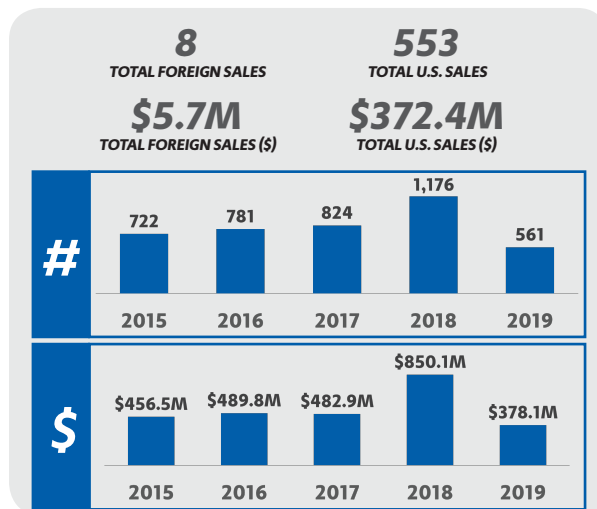


TOP STATES BY NO. OF SALES

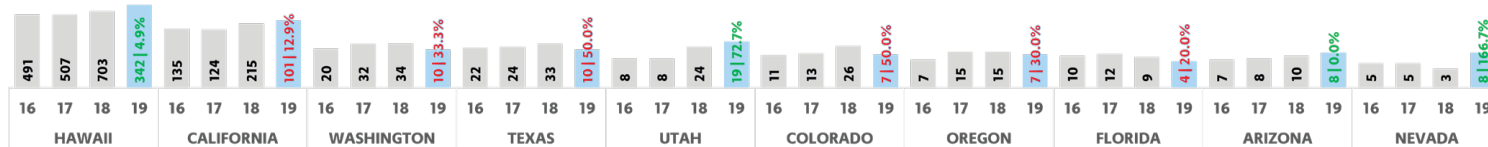
- Hawaii (HI) : 342
- California (CA) : 101
- Utah (UT) : 19
- Texas (TX) : 10
- Washington (WA) : 10
- Arizona (AZ) : 8
- Nevada (NV) : 8
- Oregon (OR) : 7
- Colorado (CO) : 7
- New York (NY) : 5

TOP STATES BY \$ AMOUNT

- Hawaii (HI) : \$191.5M
- California (CA) : \$79.9M
- Texas (TX) : \$17.9M
- Washington (WA) : \$13.7M
- Nevada (NV) : \$8.3M
- Utah (UT) : \$7.9M
- Colorado (CO) : \$6.8M
- Arizona (AZ) : \$6.7M
- Oregon (OR) : \$6.1M
- Maryland (MD) : \$4.9M



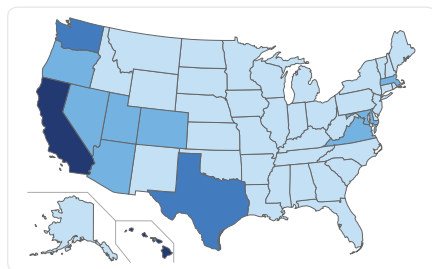

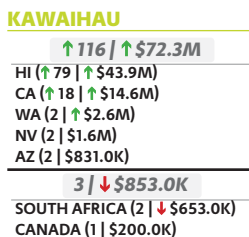
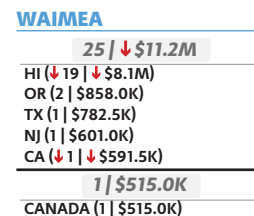
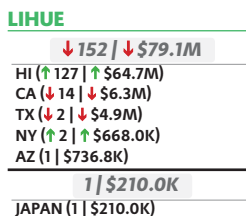

TOP BUYERS BY TOTAL NO. OF SALES (2016-2019)



Note: % changes vs. same period of previous year

Top Buyers by Region

NO. OF SALES | \$ AMOUNT



■ <\$5M
 ■ \$5M - \$20M
 ■ \$20M - \$40M
 ■ \$40M - \$100M
 ■ >\$100M

Statistics provided by Title Guaranty. Information deemed reliable but not guaranteed. All rights to these materials are reserved; no reproduction without prior written consent.



TITLE GUARANTY
TITLE & ESCROW SERVICES

*Title and Escrow is our business.
Hawaii is our home.*

Call: (808) 521-0211 or Visit: www.TGHawaii.com