

STATEWIDE HOUSING STATISTICS

OCTOBER 2018

Compliments of Title Guaranty

SINGLE FAMILY HOMES

# of Sales	Month		% Change	Y-T-D		% Change
	2018	2017		2018	2017	
Hawaii	181	231	▼21.6%	1,962	2,104	▼6.7%
Kauai	34	51	▼33.3%	509	462	▲10.2%
Maui	88	112	▼21.4%	967	938	▲3.1%
Oahu	309	355	▼13.0%	3,062	3,215	▼4.8%
Total	612	749	▼18.3%	6,500	6,719	▼3.3%

Median Sales Price	Month		% Change	Y-T-D		% Change
	2018	2017		2018	2017	
Hawaii	\$335,000	\$383,250	▼12.6%	\$355,000	\$348,750	▲1.8%
Kauai	\$745,000	\$700,000	▲6.4%	\$701,000	\$663,125	▲5.7%
Maui	\$774,223	\$668,675	▲15.8%	\$705,000	\$695,000	▲1.4%
Oahu	\$800,000	\$752,000	▲6.4%	\$790,000	\$755,000	▲4.6%

CONDOMINIUMS

# of Sales	Month		% Change	Y-T-D		% Change
	2018	2017		2018	2017	
Hawaii	67	75	▼10.7%	702	724	▼3.0%
Kauai	32	58	▼44.8%	403	380	▲6.1%
Maui	132	135	▼2.2%	1,412	1,185	▲19.2%
Oahu	443	489	▼9.4%	4,810	4,862	▼1.1%
Total	674	757	▼11.0%	7,327	7,151	▲2.5%

Median Sales Price	Month		% Change	Y-T-D		% Change
	2018	2017		2018	2017	
Hawaii	\$335,000	\$265,000	▲26.4%	\$350,000	\$310,000	▲12.9%
Kauai	\$440,000	\$465,000	▼5.4%	\$450,000	\$427,500	▲5.3%
Maui	\$499,000	\$517,500	▼3.6%	\$498,500	\$450,000	▲10.8%
Oahu	\$390,000	\$397,500	▼1.9%	\$419,000	\$405,000	▲3.5%

Source: Respective Islands' board of REALTORS®

Statistics provided by Title Guaranty. Information deemed reliable but not guaranteed. All rights to these materials are reserved; no reproduction without prior written consent.



TITLE GUARANTY
SERVING HAWAI'I SINCE 1896

*Title and Escrow is our business.
Hawaii is our home.*

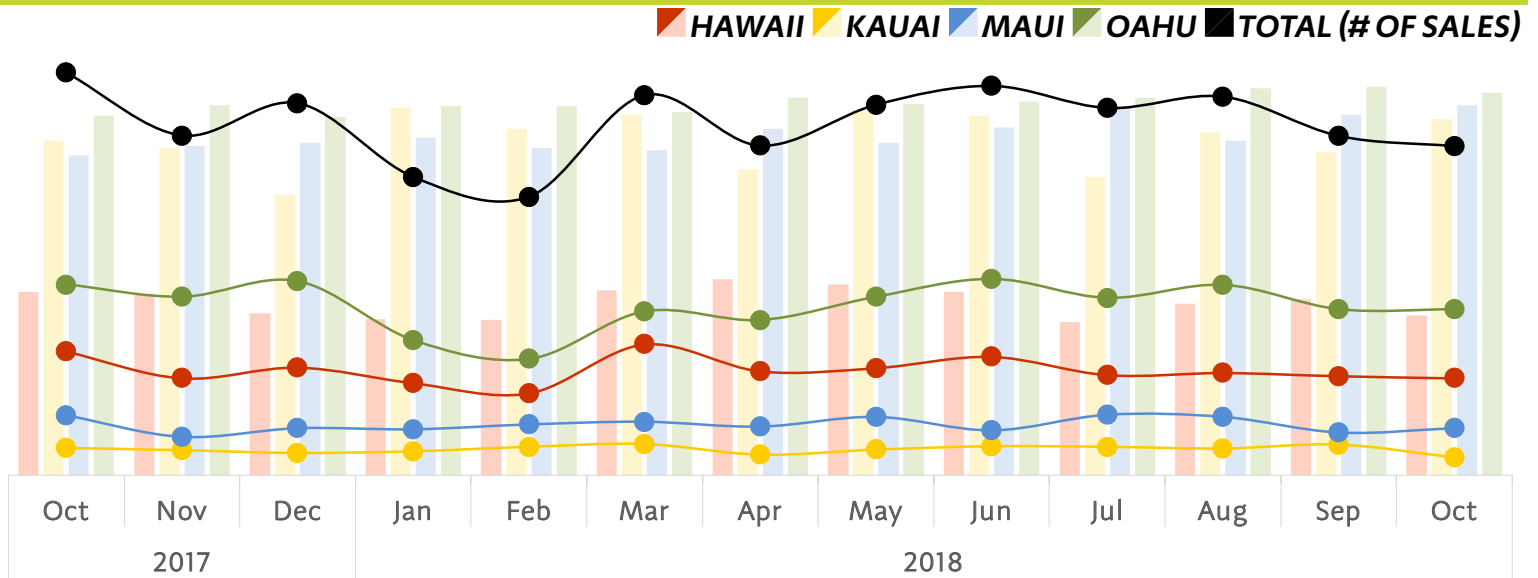
Call: (808) 521-0211 or Visit: TGHawaii.com

STATEWIDE HOUSING STATISTICS

OCTOBER 2018

Compliments of Title Guaranty

SINGLE FAMILY HOMES



# OF SALES MEDIAN SALES PRICE (\$)					Total (# of Sales)
	Hawaii	Kauai	Maui	Oahu	
2017					
Oct	231 \$383.3K	51 \$700.0K	112 \$668.7K	355 \$752.0K	749
Nov	181 \$380.0K	47 \$685.0K	72 \$689.0K	332 \$773.5K	632
Dec	201 \$339.0K	42 \$587.5K	88 \$695.5K	361 \$750.0K	692
2018					
Jan	172 \$327.0K	45 \$770.0K	86 \$707.0K	252 \$772.0K	555
Feb	153 \$325.0K	53 \$725.0K	95 \$685.0K	217 \$772.5K	518
Mar	244 \$387.0K	58 \$753.5K	100 \$680.0K	305 \$760.0K	707
Apr	194 \$409.5K	39 \$640.0K	91 \$725.0K	289 \$790.0K	613
May	200 \$400.0K	48 \$765.0K	109 \$695.0K	332 \$778.0K	689
Jun	221 \$384.0K	54 \$752.5K	84 \$727.5K	365 \$782.4K	724
Jul	187 \$320.0K	53 \$625.0K	113 \$769.0K	330 \$789.5K	683
Aug	191 \$359.0K	50 \$716.5K	109 \$700.0K	354 \$810.0K	704
Sep	185 \$368.0K	57 \$677.0K	80 \$754.2K	309 \$812.5K	631
Oct	181 \$335.0K	34 \$745.0K	88 \$774.2K	309 \$800.0K	612

Source: Respective Islands' board of REALTORS®

Statistics provided by Title Guaranty. Information deemed reliable but not guaranteed. All rights to these materials are reserved; no reproduction without prior written consent.



TITLE GUARANTY
SERVING HAWAI'I SINCE 1896

*Title and Escrow is our business.
Hawaii is our home.*

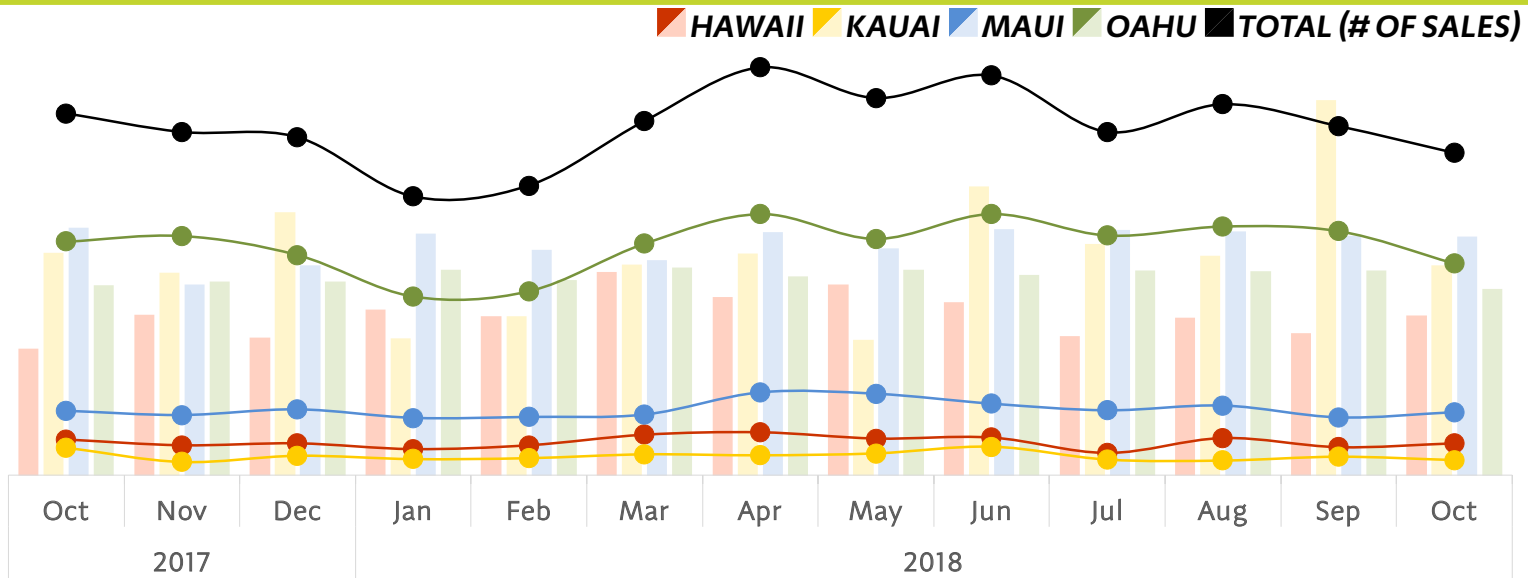
Call: (808) 521-0211 or Visit: TGHawaii.com

STATEWIDE HOUSING STATISTICS

OCTOBER 2018

Compliments of Title Guaranty

CONDOMINIUMS



# OF SALES MEDIAN SALES PRICE (\$)	Hawaii	Kauai	Maui	Oahu	Total (# of Sales)
2017					
Oct	75 \$265.0K	58 \$465.0K	135 \$517.5K	489 \$397.5K	757
Nov	63 \$336.0K	28 \$424.5K	126 \$400.0K	501 \$405.0K	718
Dec	67 \$288.0K	41 \$550.0K	138 \$440.0K	461 \$405.0K	707
2018					
Jan	55 \$347.0K	34 \$287.5K	120 \$505.6K	374 \$430.0K	583
Feb	63 \$332.5K	36 \$333.0K	122 \$472.5K	385 \$409.0K	606
Mar	85 \$425.0K	44 \$441.5K	127 \$450.0K	485 \$435.0K	741
Apr	90 \$372.5K	42 \$463.5K	174 \$508.5K	547 \$416.0K	853
May	77 \$400.0K	46 \$284.5K	171 \$475.0K	495 \$430.0K	789
Jun	79 \$362.5K	60 \$604.5K	150 \$515.0K	547 \$420.0K	836
Jul	47 \$292.2K	33 \$485.0K	136 \$513.2K	502 \$429.5K	718
Aug	78 \$330.0K	31 \$459.0K	146 \$510.0K	521 \$427.0K	776
Sep	59 \$297.5K	39 \$785.0K	121 \$501.0K	511 \$428.0K	730
Oct	67 \$335.0K	32 \$440.0K	132 \$499.0K	443 \$390.0K	674

Source: Respective Islands' board of REALTORS®

Statistics provided by Title Guaranty. Information deemed reliable but not guaranteed. All rights to these materials are reserved; no reproduction without prior written consent.



TITLE GUARANTY
SERVING HAWAI'I SINCE 1896

*Title and Escrow is our business.
Hawaii is our home.*

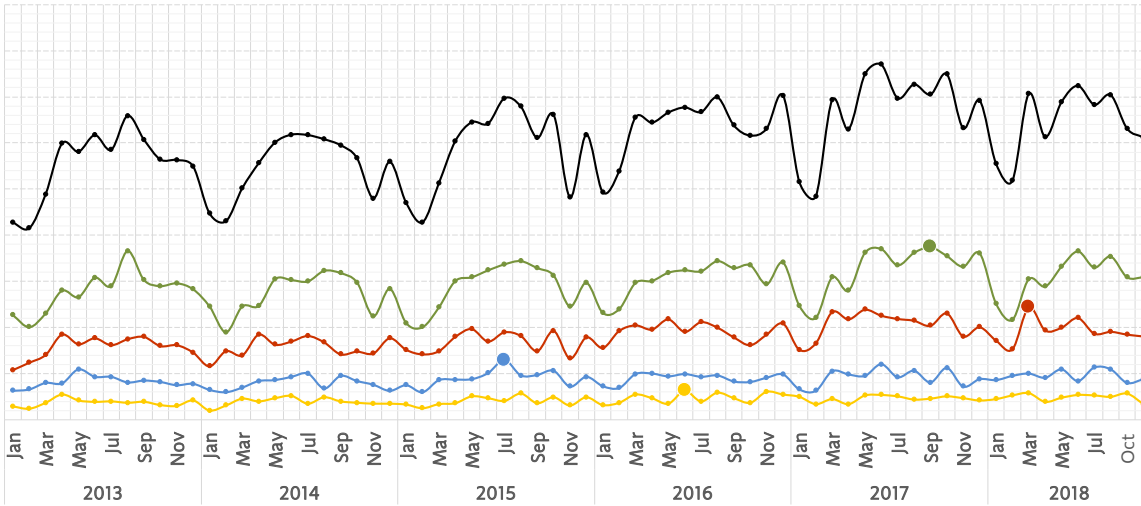
Call: (808) 521-0211 or Visit: TGHawaii.com

STATEWIDE HOUSING STATISTICS

OCTOBER 2018

Compliments of Title Guaranty

SINGLE FAMILY HOMES



CURRENT MONTH
(VS LAST YEAR)

STATEWIDE ↓ 612

OAHU ↓ 309

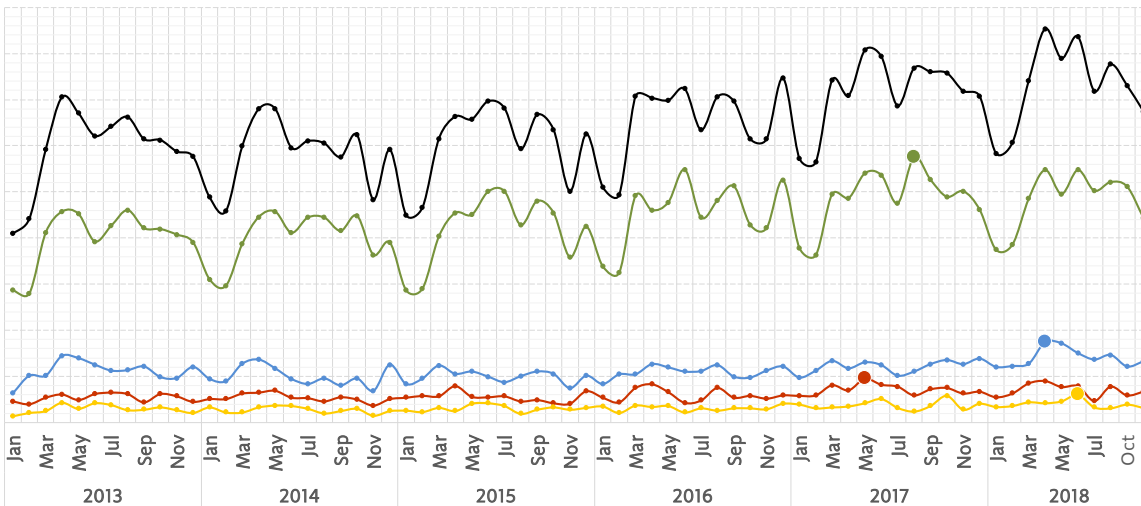
HAWAII ↓ 181

MAUI ↓ 88

KAUAI ↓ 34

● **HIGH**

CONDOMINIUMS



CURRENT MONTH
(VS LAST YEAR)

STATEWIDE ↓ 674

OAHU ↓ 443

MAUI ↓ 132

HAWAII ↓ 67

KAUAI ↓ 32

● **HIGH**

Source: Respective Islands' board of REALTORS®

Statistics provided by Title Guaranty. Information deemed reliable but not guaranteed. All rights to these materials are reserved; no reproduction without prior written consent.



TITLE GUARANTY
SERVING HAWAII SINCE 1896

*Title and Escrow is our business.
Hawaii is our home.*

Call: (808) 521-0211 or Visit: TGHawaii.com