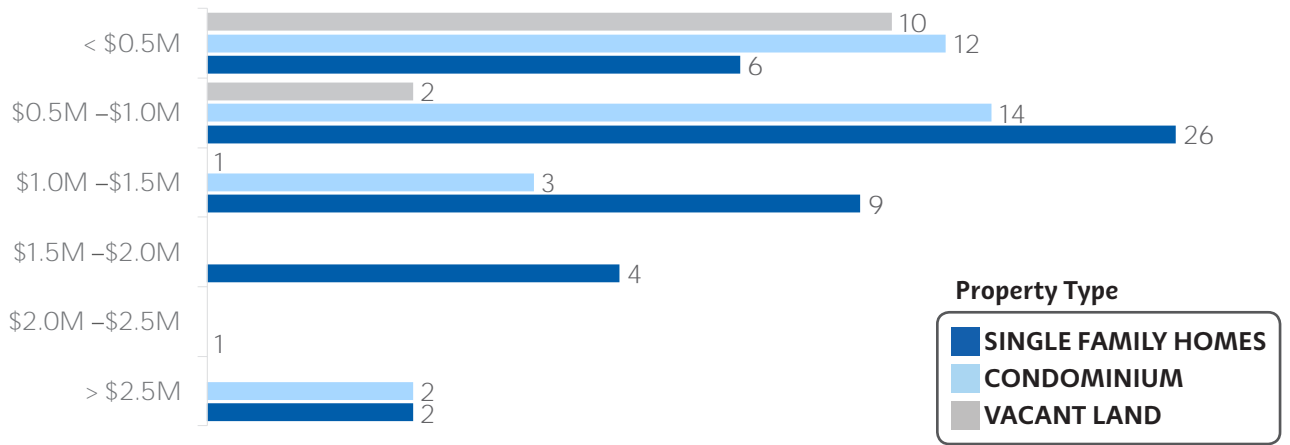


ISLAND SALES (#) BY PRICE RANGE



TG TEAM — Kauai

Let Us Be A Part Of Your Solution!



MATT H. TAKATA
Senior Vice President
State Manager Neighbor Island
O: (808) 241-4369 C: (808) 284-3178
mtakata@tghawaii.com



MICHELLE DELA SIERRA
Kauai Regional Manager
Escrow Services
O: (808) 855-2525 C: (808) 652-2463
mdelasierra@tghawaii.com



KATHERINE APAO
Account Manager
Kauai
O: (808) 245-3381 C: (808) 652-7485
kapao@tghawaii.com



JERI MIYAJI-VENTURA
Escrow Officer
Lihue
O: (808) 241-1573 C: (808) 652-7936
jmiyaji-ventura@tghawaii.com



GLEND A MATSUSHIMA
Escrow Officer
Princeville
O: (808) 826-5313 C: (808) 292-9689
gmatsushima@tghawaii.com

Visit a TG Kauai Branch Near You!

KOLOA
3417 E Poipu Road, Suite 106
Koloa, HI 96756

808-742-8485

koloa@tghawaii.com

LIHUE

4414 Kukui Grove St., Suite 104
Lihue, HI 96766

808-245-3381

lihue@tghawaii.com

PRINCEVILLE

5-4280 Kuhio Hwy., Suite G-204
PO Box 223330
Princeville, HI 96722

808-826-5300

princeville@tghawaii.com

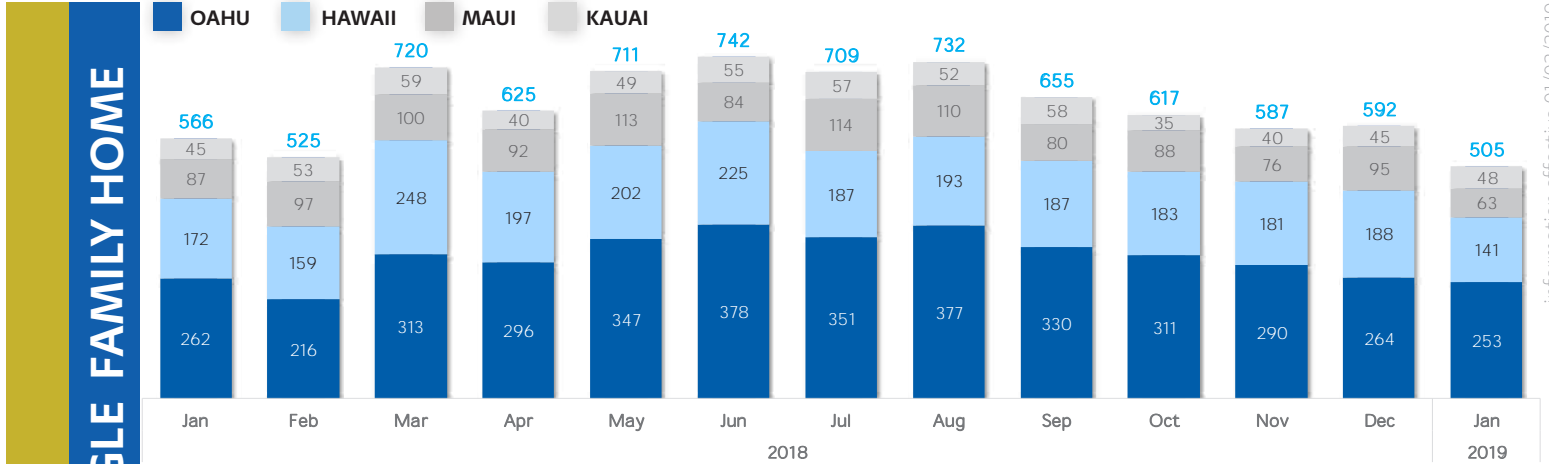


TITLE GUARANTY

TITLE & ESCROW SERVICES

RESIDENTIAL SALES REPORT JANUARY 2019

KAUAI



OF SALES
48

↑ 6.7% VS. LAST MONTH
↑ 6.7% VS. LAST YEAR

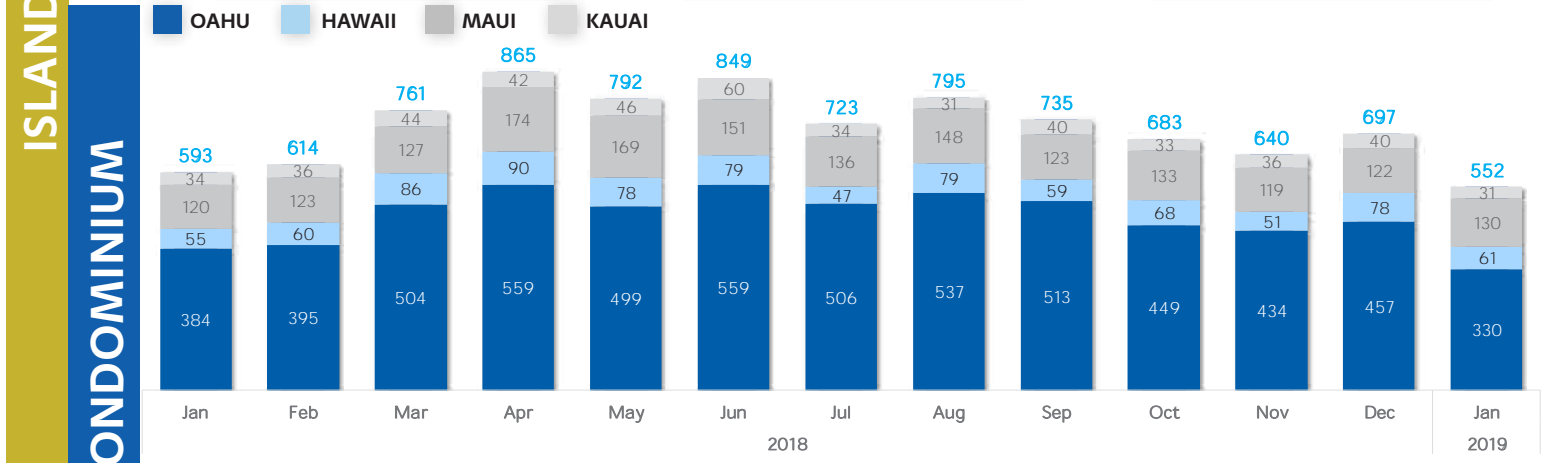
MEDIAN SALES PRICE
\$685,750

↑ 9.7% VS. LAST MONTH
↓ 10.9% VS. LAST YEAR

TOTAL \$ OF SALES
\$46,113,025

↑ 13.6% VS. LAST MONTH
↓ 14.5% VS. LAST YEAR

ISLAND SALES



OF SALES
31

↓ 22.5% VS. LAST MONTH
↓ 8.8% VS. LAST YEAR

MEDIAN SALES PRICE
\$570,000

↓ 15.1% VS. LAST MONTH
↑ 98.3% VS. LAST YEAR

TOTAL \$ OF SALES
\$24,408,550

↓ 2.9% VS. LAST MONTH
↑ 87.6% VS. LAST YEAR



KATHERINE APAO

Account Manager
Kauai

O: (808) 245-3381 C: (808) 652-7485
kapao@tghawaii.com

Information effective 01/02/2019

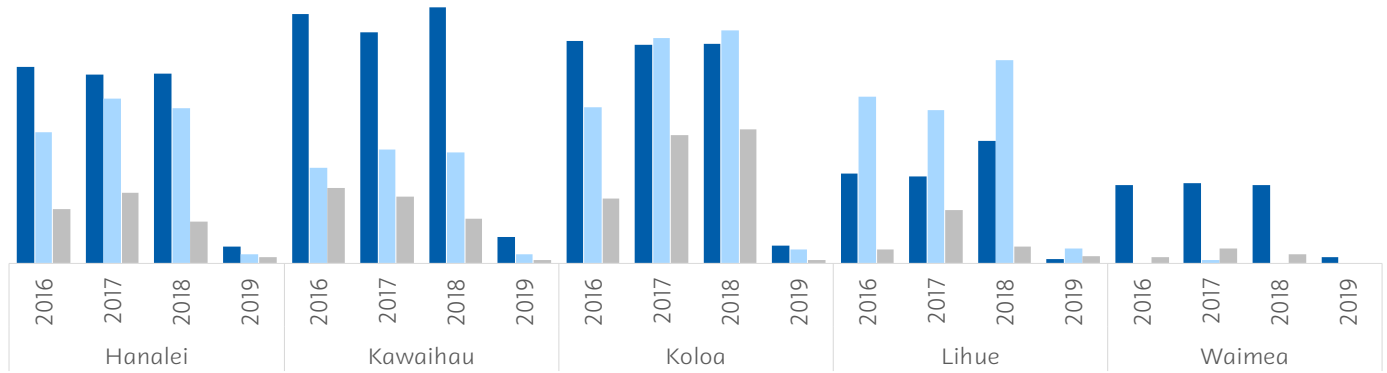


TITLE GUARANTY

TITLE & ESCROW SERVICES

REGIONAL SALES

SALES (#) COMPARISON (YEAR OVER YEAR)

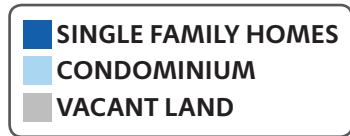


	YEAR	SINGLE FAMILY HOMES	CONDOMINIUM	VACANT LAND	TOTAL
HANALEI	2016	133	89	37	259
	2017	128	112	48	288
	2018	129	105	28	262
	2019	11	6	4	21
KAWAIHAU	2016	169	65	51	285
	2017	157	77	45	279
	2018	174	75	30	279
	2019	18	6	2	26
KOLOA	2016	151	106	44	301
	2017	148	153	87	388
	2018	149	158	91	398
	2019	12	9	2	23

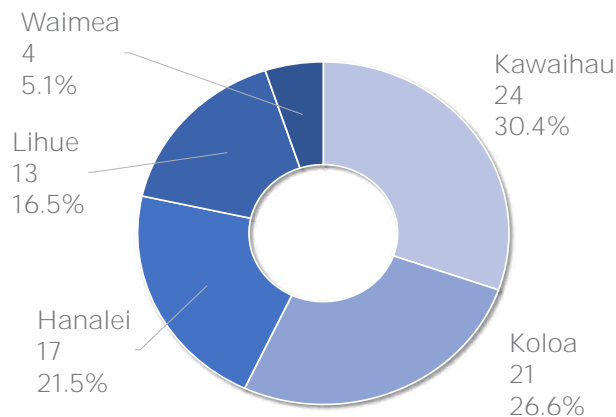
	YEAR	SINGLE FAMILY HOMES	CONDOMINIUM	VACANT LAND	TOTAL
LIHUE	2016	61	113	9	183
	2017	59	104	36	199
	2018	83	138	11	232
	2019	3	10	5	18
WAIMEA	2016	53		4	57
	2017	54	2	10	66
	2018	53		6	59
	2019	4			4

* YTD Sales (#) vs. same period of previous years

Property Type



OF SALES BY REGION



* Excluding Vacant Land Sales

RESIDENTIAL SALES REPORT

KAUAI

JANUARY 2019

SALES BY REGION (CURRENT MONTH)

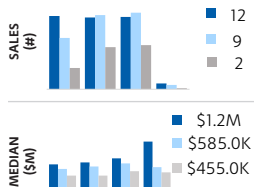
	SINGLE FAMILY HOMES			CONDOMINIUM			VACANT LAND		
	#	\$ AMT	MEDIAN	#	\$ AMT	MEDIAN	#	\$ AMT	MEDIAN
KOLOA	12 ▲	\$17.4M ▲	\$1.2M ▲	9 ▼	\$6.1M ▲	\$585.0K ▲	2 ▼	\$910.0K ▼	\$455.0K ▲
KAWAIHAU	18 ▲	\$14.3M ▲	\$620.8K ▲	6 ▼	\$4.1M ▲	\$668.3K ▲	2 ●	\$608.0K ▼	\$304.0K ▼
HANAIEI	11 ▼	\$10.7M ▼	\$1.0M ▼	6 ▼	\$4.1M ▼	\$657.3K ▲	4 ▲	\$2.5M ▲	\$575.0K ▲
LIHUE	3 ▼	\$1.6M ▼	\$555.0K ▼	10 ▲	\$10.1M ▲	\$322.5K ▲	5 -	\$904.0K -	\$150.0K -
WAIMEA	4 ▲	\$2.1M ▲	\$570.5K ▲	--	--	--	--	--	--

▲ Increase/Decrease vs. Last Year ● No Change or No Value vs. Last Year

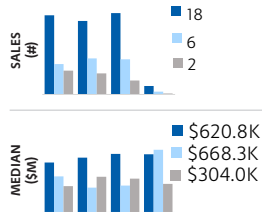
SALES COMPARISON (YEAR OVER YEAR & 2019 YTD SHOWN)

TOP NEIGHBORHOODS BY # OF SALES (CURRENT MONTH)

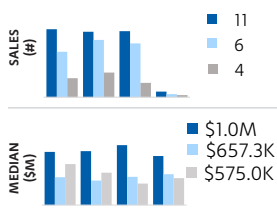
KOLOA



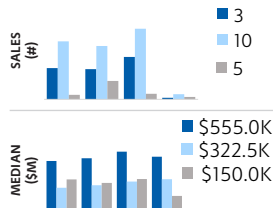
KAWAIHAU



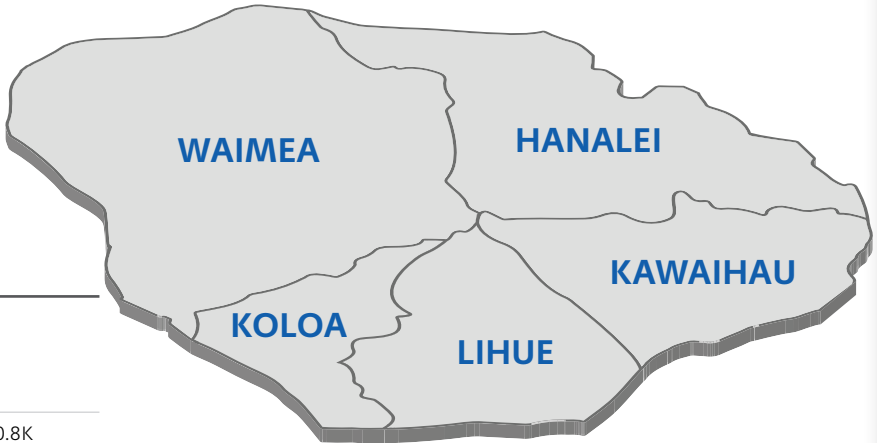
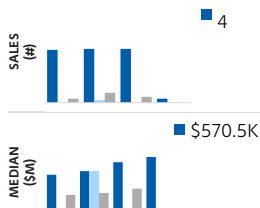
HANAIEI



LIHUE



WAIMEA



YEAR TO DATE STATISTICS (VS. SAME PERIOD LAST YEAR)

SINGLE FAMILY HOMES

OF SALES: 48 ▲ 6.7%
 MEDIAN SALES PRICE: \$685.8K ▼ 10.9%
 TOTAL \$ OF SALES: \$46.1M ▼ 14.5%

CONDOMINIUM

OF SALES: 31 ▼ 8.8%
 MEDIAN SALES PRICE: \$570.0K ▲ 98.3%
 TOTAL \$ OF SALES: \$24.4M ▲ 87.6%

VACANT LAND

OF SALES: 13 ▲ 44.4%
 MEDIAN SALES PRICE: \$275.0K ▼ 19.1%
 TOTAL \$ OF SALES: \$4.9M ▲ 36.5%

* Annual trend shown include 2015 to present