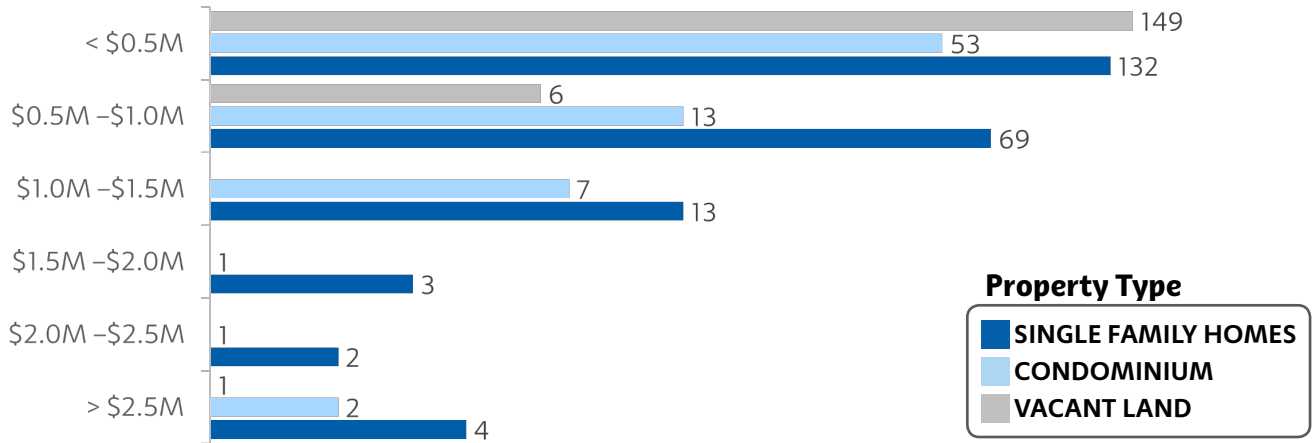


ISLAND SALES (#) BY PRICE RANGE



TG TEAM — Hawaii Island

Let Us Be A Part Of Your Solution!



MATT H. TAKATA
Senior Vice President
State Manager Neighbor Island
O: (808) 241-4369 C: (808) 284-3178
mtakata@tghawaii.com



JANET LUM WON
Senior Vice President
Kona
(808) 327-3220
jlumwon@tghawaii.com



CAROL J. MENDES
Branch Manager
Kamuela
O: (808) 887-6027 C: (808) 345-8429
cmendes@tghawaii.com



DEVON M. KIKUKAWA
Assistant Branch Manager
Kona
O: (808) 935-9598 C: (808) 731-9806
dkikukawa@tghawaii.com



BRIANNA SERIKAKU
Account Manager
North & West Hawaii
(808) 987-4055
bserikaku@tghawaii.com



DEBRA N. TOMONO
Escrow Officer
Hilo
O: (808) 933-2375 C: (808) 464-3799
dtomono@tghawaii.com



MICHAEL I. NAGAI
Senior Escrow Officer
Hilo
O: (808) 933-2374 C: (808) 753-4720
mnagai@tghawaii.com



LAURIE A. MEDEIROS
Escrow Officer
Hilo
O: (808) 933-2383 C: (808) 731-9793
lmedeiros@tghawaii.com



ANDREA B. ENGLEMAN
Escrow Officer
Hilo
O: (808) 769-5820 C: (808) 464-3614
aengleman@tghawaii.com



TRACY M. YAMAGUCHI
Escrow Officer
Hilo
O: (808) 933-3526 C: (808) 365-3222
tyamaguchi@tghawaii.com



MARLENE ELISAGA
Escrow Officer
Kona
O: (808) 327-3225 C: (808) 796-1519
melisaga@tghawaii.com



LAUREN L. LEONG
Escrow Officer
Kamuela
O: (808) 887-6034 C: (808) 365-4305
lleong@tghawaii.com

Visit a TG Hawaii Branch Near You!

KONA

75-170 Hualalai Road, Suite C-210
Kailua-Kona, HI 96740

808-329-6666

kona@tghawaii.com

KAMUELA

Carter Professional Building
65-1230 Mamalahoa Hwy, Bldg.
F Suite F-101 Kamuela, HI 96743

808-887-6020

kamuela@tghawaii.com

HILO

460 Kilauea Avenue, Suite 101
Hilo, HI 96720

808-935-6638

hilo@tghawaii.com



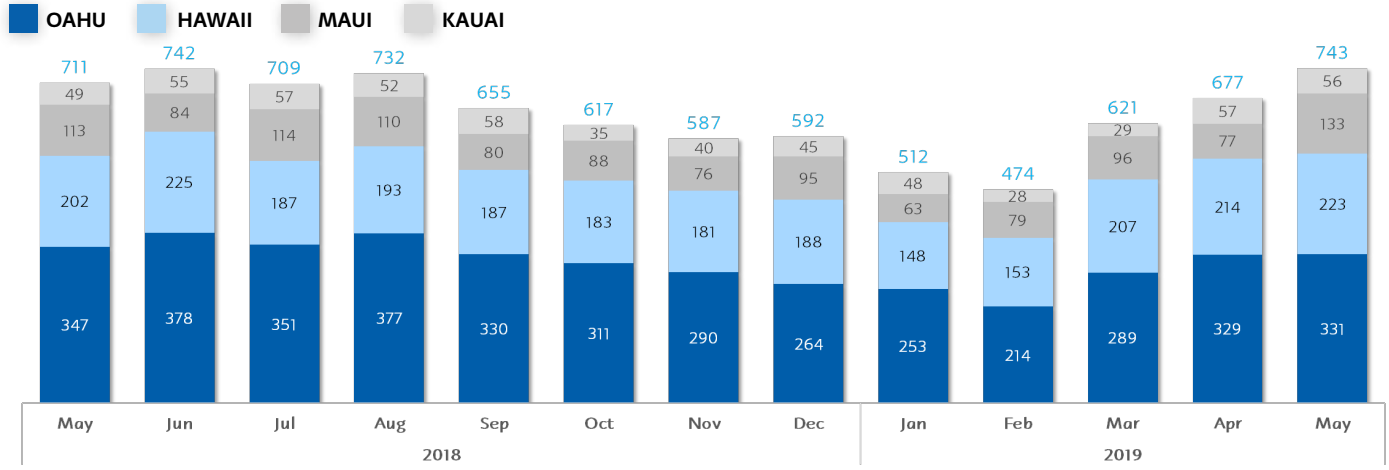
TITLE GUARANTY

TITLE & ESCROW SERVICES

RESIDENTIAL SALES REPORT MAY 2019

HAWAII

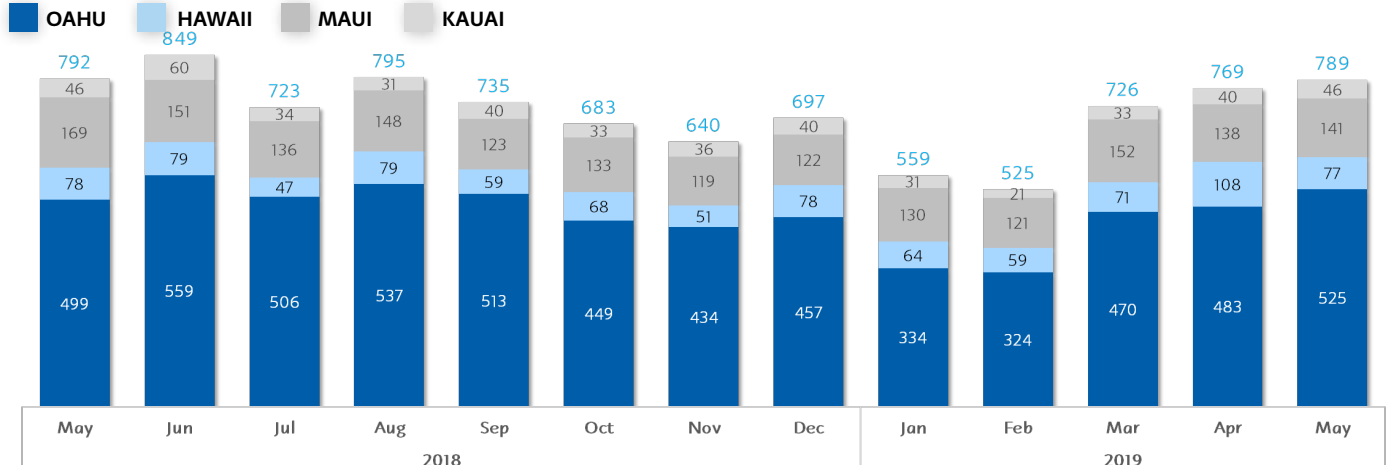
ISLAND SALES SINGLE FAMILY HOME



OF SALES
223
 ↑ 4.2% VS. LAST MONTH
 ↑ 10.4% VS. LAST YEAR

MEDIAN SALES PRICE
\$420,000
 ↑ 16.0% VS. LAST MONTH
 ↑ 2.7% VS. LAST YEAR

TOTAL \$ OF SALES
\$125,057,665
 ↑ 10.5% VS. LAST MONTH
 ↑ 9.3% VS. LAST YEAR



OF SALES
77
 ↓ 28.7% VS. LAST MONTH
 ↓ 1.3% VS. LAST YEAR

MEDIAN SALES PRICE
\$375,000
 ↓ 10.5% VS. LAST MONTH
 ↓ 6.3% VS. LAST YEAR

TOTAL \$ OF SALES
\$41,792,740
 ↓ 32.3% VS. LAST MONTH
 ↑ 4.5% VS. LAST YEAR

information effective 05/05/2019



BRIANNA SERIKAKU

Account Manager
North & West Hawaii

(808) 987-4055
bserikaku@tghawaii.com

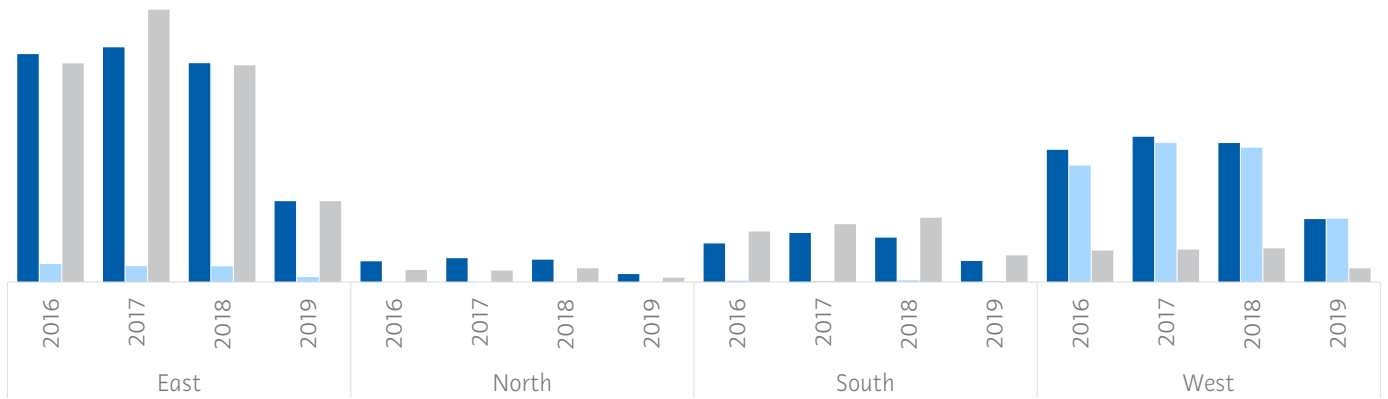


TITLE GUARANTY

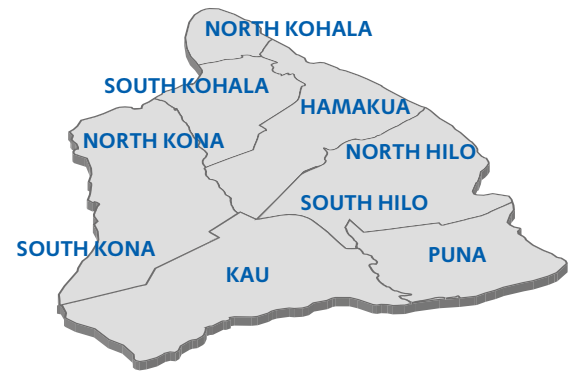
TITLE & ESCROW SERVICES

REGIONAL SALES

SALES (#) COMPARISON (YEAR OVER YEAR)



	YEAR	SINGLE FAMILY HOMES	CONDOMINIUM	VACANT LAND	TOTAL
EAST	2016	1,247	99	1,196	2,515
	2017	1,284	87	1,490	2,861
	2018	1,197	86	1,185	2,468
	2019	442	27	442	911
NORTH	2016	113		66	179
	2017	131		63	194
	2018	122		75	197
	2019	44		24	68
SOUTH	2016	211	7	276	494
	2017	268	5	316	589
	2018	243	9	352	604
	2019	115	5	146	266
WEST	2016	723	637	172	1,532
	2017	795	761	178	1,734
	2018	760	735	184	1,679
	2019	344	347	75	766



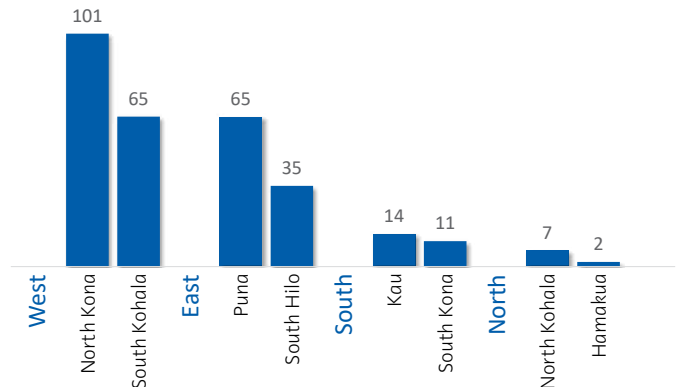
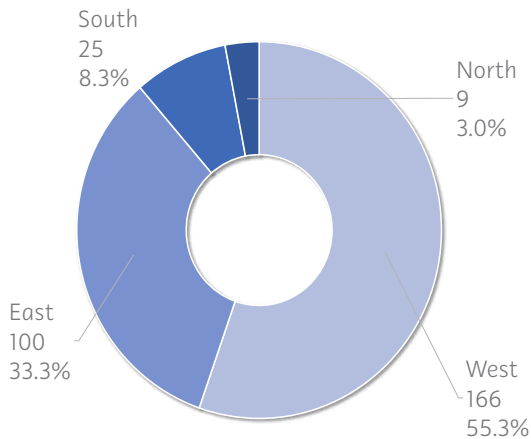
EAST	North Hilo
	Puna
	South Hilo
NORTH	Hamakua
	North Kohala
WEST	North Kona
	South Kohala
SOUTH	Kau
	South Kona

Property Type

- SINGLE FAMILY HOMES
- CONDOMINIUM
- VACANT LAND

* YTD Sales (#) vs. same period of previous years

OF SALES BY REGION



* Excluding Vacant Land Sales

RESIDENTIAL SALES REPORT

HAWAII

MAY 2019

SALES BY REGION (CURRENT MONTH)

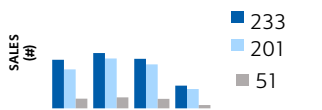
▲ Increase/Decrease vs. Last Year ● No Change or No Value vs. Last Year

		SINGLE FAMILY HOMES			CONDOMINIUM			VACANT LAND		
		#	\$ AMT	MEDIAN	#	\$ AMT	MEDIAN	#	\$ AMT	MEDIAN
WEST	North Kona	60 ▲	\$51.4M ▲	\$630.5K ▼	41 ▼	\$19.7M ▲	\$355.0K ▲	13 ▲	\$4.9M ▲	\$320.0K ▲
	South Kohala	35 ▲	\$29.0M ▼	\$570.0K ▼	30 ▲	\$21.2M ▼	\$530.0K ▲	9 ▲	\$5.8M ▲	\$166.5K ▼
	WEST TOTAL	95 ▲	\$80.4M ▲	\$614.0K ▼	71 ▼	\$40.9M ▲	\$395.0K ▼	22 ▲	\$10.7M ▲	\$292.5K ▲
EAST	Puna	65 ▲	\$15.4M ▼	\$240.0K ▼	--	--	--	90 ▼	\$2.9M ▼	\$20.0K ▲
	South Hilo	29 ●	\$12.7M ▲	\$410.0K ▲	6 ▲	\$883.0K ▲	\$142.5K ▼	7 ▼	\$1.6M ▼	\$280.0K ▲
	North Hilo	--	--	--	--	--	--	3 ▲	\$1.1M ▲	\$360.0K ▼
EAST TOTAL	94 ▲	\$28.1M ▼	\$260.0K ▼	6 ▲	\$883.0K ▲	\$142.5K ▼	100 ▼	\$5.6M ▼	\$22.8K ▲	
NORTH	North Kohala	7 ▲	\$6.9M ▲	\$635.0K ▲	--	--	--	2 ▼	\$955.0K ▼	\$477.5K ▼
	Hamakua	2 ▼	\$1.8M ▼	\$875.0K ▲	--	--	--	1 -	\$210.0K -	\$210.0K -
	NORTH TOTAL	9 ▲	\$8.6M ▲	\$635.0K ▲	--	--	--	3 ▼	\$1.2M ▼	\$405.0K ▼
SOUTH	Kau	14 ●	\$3.0M ▲	\$204.0K ▲	--	--	--	23 ▲	\$398.8K ▼	\$11.0K ▲
	South Kona	11 ▲	\$4.9M ▲	\$435.0K ▲	--	--	--	8 ▲	\$1.3M ▲	\$108.8K ▲
	SOUTH TOTAL	25 ▲	\$7.9M ▲	\$332.3K ▲	--	--	--	31 ▲	\$1.7M ▲	\$18.5K ▼

SALES COMPARISON (YEAR OVER YEAR & 2019 YTD SHOWN)

TOP NEIGHBORHOODS BY # OF SALES (CURRENT MONTH)

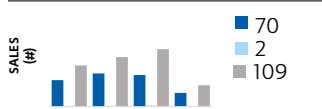
NORTH KONA



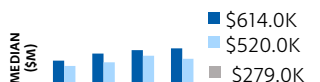
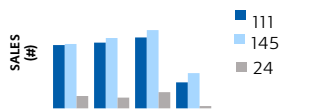
NORTH HILO



KAU



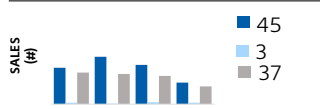
SOUTH KOHALA



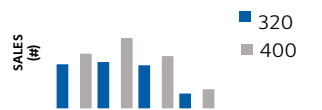
NORTH KOHALA



SOUTH KONA



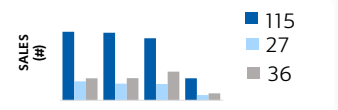
PUNA



HAMAKUA



SOUTH HILO



YEAR TO DATE STATISTICS (VS. SAME PERIOD LAST YEAR)

SINGLE FAMILY HOMES

OF SALES: **945** ▼ 3.4%
 MEDIAN SALES PRICE: **\$385.0K** ▲ 4.4%
 TOTAL \$ OF SALES: **\$508.5M** ▼ 13.0%

CONDOMINIUM

OF SALES: **379** ▲ 2.7%
 MEDIAN SALES PRICE: **\$375.0K** 0.0%
 TOTAL \$ OF SALES: **\$218.7M** ▼ 0.7%

VACANT LAND

OF SALES: **687** ▼ 26.0%
 MEDIAN SALES PRICE: **\$31.8K** ▲ 10.3%
 TOTAL \$ OF SALES: **\$104.3M** ▼ 16.5%

* Annual trend shown include 2016 to present