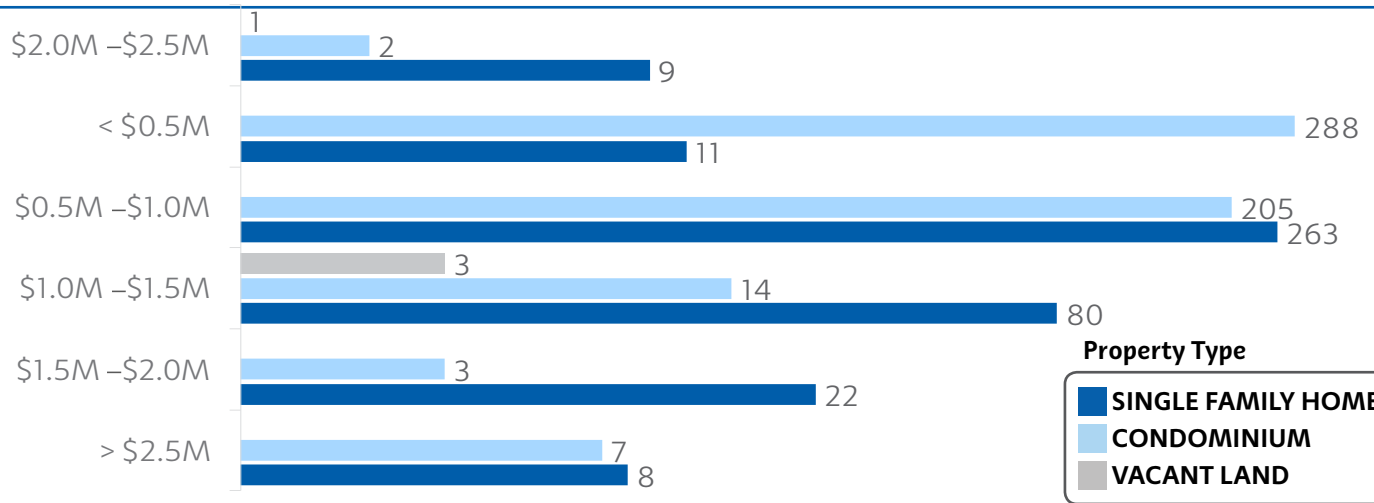


## ISLAND SALES (#) BY PRICE RANGE



## TG TEAM — Oahu

Let Us Be A Part Of Your Solution!

**CHRISTOPHER P. AGUILERA**  
Senior Vice President  
Escrow State Manager  
O: (808) 533-5861 C: (808) 388-5444  
caguilera@tghawaii.com

**BRANDON CHOI**  
Branch Manager  
King Street  
O: (808) 592-5233 C: (808) 295-2241  
bchoi@tghawaii.com

**GEMINIANO "BOBBY" ARRE**  
Escrow Officer  
Main  
O: (808) 535-1840 C: (808) 342-3082  
garre@tghawaii.com

**DIANA S. KANAGAWA**  
Escrow Officer  
Kahala  
O: (808) 733-6028 C: (808) 347-5974  
dkanagawa@tghawaii.com

**TRISH FURTADO**  
Escrow Officer  
Kailua  
O: (808) 592-5241 C: (808) 271-2461  
tfurtado@tghawaii.com

**WILLARD HARAGUCHI**  
Senior Vice President  
Title Operations  
O: (808) 539-7727 C: (808) 271-4527  
wharaguchi@tghawaii.com

**DAVID T. OI**  
Branch Manager  
Main  
O: (808) 592-5235 C: (808) 208-9877  
doi@tghawaii.com

**JULIE OSHIRO**  
Escrow Officer  
Main  
O: (808) 535-1841 C: (808) 348-7954  
joshiro@tghawaii.com

**JEFF LEE**  
Escrow Officer  
Kahala  
O: (808) 733-6030 C: (808) 753-5206  
jylee@tghawaii.com

**MADELINE "MADDY" ARAKAKI**  
Escrow Officer  
Kailua  
O: (808) 266-2404 C: (808) 286-2590  
marakaki@tghawaii.com

**BARBARA PAULO**  
Vice President  
Commercial Division Manager  
O: (808) 521-0209 C: (808) 754-7462  
bpaulo@tghawaii.com

**NARA P. KIM**  
Branch Manager  
Kapolei  
O: (808) 630-2156 C: (808) 439-9990  
nkim@tghawaii.com

**LOBELLA "BELLA" KINOSHITA**  
Escrow Officer  
Main  
O: (808) 521-0229 C: (808) 292-9447  
lkinoshita@tghawaii.com

**MIKI K. VILLARD**  
Escrow Officer  
Kahala  
O: (808) 733-6047 C: (808) 286-1047  
mvillard@tghawaii.com

**BRIAR K. NAKAMOTO**  
Escrow Officer  
Mililani  
O: (808) 630-2259 C: (808) 294-3589  
bnakamoto@tghawaii.com

**JEREMY R. TRUEBLOOD**  
Vice President  
Commercial Manager  
(808) 521-0208  
jtrueblood@tghawaii.com

**RYAN M. NAGATORI**  
Branch Manager  
Kahala  
O: (808) 733-6035 C: (808) 681-2488  
rnagatori@tghawaii.com

**REY DAVID M. YEBAN**  
Escrow Officer  
Main  
(808) 521-0230  
dyeban@tghawaii.com

**KAELEE M. WON**  
Escrow Officer  
Kahala  
O: (808) 733-6044 C: (808) 688-4709  
kmwon@tghawaii.com

**JILL M. KIRIHARA**  
Escrow Officer  
Mililani  
O: (808) 630-2157 C: (808) 282-7492  
jkirihara@tghawaii.com

**ANN OSHIRO**  
Assistant Vice President  
Main  
(808) 521-0213  
aoshiro@tghawaii.com

**SHERRIE M. KIMATA**  
Branch Manager  
Pearlridge  
O: (808) 275-4441 C: (808) 754-9976  
skimata@tghawaii.com

**YALI KUANG**  
Escrow Officer  
Main  
O: (808) 539-7781 C: (808) 291-4133  
ykuang@tghawaii.com

**RELLY HIROKAWA**  
Escrow Officer  
Kahala  
O: (808) 521-0294 C: (808) 347-2711  
rhirokawa@tghawaii.com

**KYLE HOBSON DUDOIT**  
Escrow Officer  
Pearlridge  
(808) 275-4186  
khobson@tghawaii.com

**SAM CHILLINGWORTH**  
Sales Director,  
Sales & Marketing  
(808) 533-5677  
schillingworth@tghawaii.com

**CARLA M. VIERRA**  
Account Manager  
North & West Oahu  
(808) 265-7095  
cvierra@tghawaii.com

**BRIAN S. CHAN**  
Escrow Officer  
King Street  
O: (808) 592-5236 C: (808) 260-5673  
bchan@tghawaii.com

**JAYSIE PERKINS**  
Escrow Officer  
Kailua  
(808) 266-2401  
jaysie.perkins@tghawaii.com

**MAE S. NAKAGAWA**  
Assistant Vice President  
Exchange  
O: (808) 539-7758 C: (808) 688-4672  
mnaagawa@tghawaii.com

**ALAN S. CHUN**  
Branch Manager  
Hawaii Kai  
O: (808) 394-5240 C: (808) 286-4940  
achun@tghawaii.com

**VICKIE MARINO**  
Account Manager  
East Oahu  
(808) 286-4954  
vmarino@tghawaii.com

**ROXANNE OLAYAN**  
Senior Escrow Officer  
Kahala  
O: (808) 733-6038 C: (808) 294-2917  
rolayan@tghawaii.com

**KELENA PALENCIA**  
Escrow Officer  
Kailua  
(808) 529-9637  
kelena.palencia@tghawaii.com

**DANETTE TAMAYOSHI**  
Exchange Officer  
Exchange  
(808) 539-7756  
dtamayoshi@tghawaii.com

## Visit a TG Oahu Branch Near You!

### HAWAII KAI

808-394-5252

hawaiikai@tghawaii.com

### KAPOLEI

808-690-9222

kapolei@tghawaii.com

### KING STREET

808-592-5252

kingst@tghawaii.com

### MILILANI

808-630-2344

mililani@tghawaii.com

### KAHALA

808-733-6020

kahala@tghawaii.com

### KAILUA

808-266-2060

kailua@tghawaii.com

### MAIN

808-521-0211

main@tghawaii.com

### PEARLRIDGE

808-483-8121

pearlridge@tghawaii.com



## RESIDENTIAL SALES REPORT

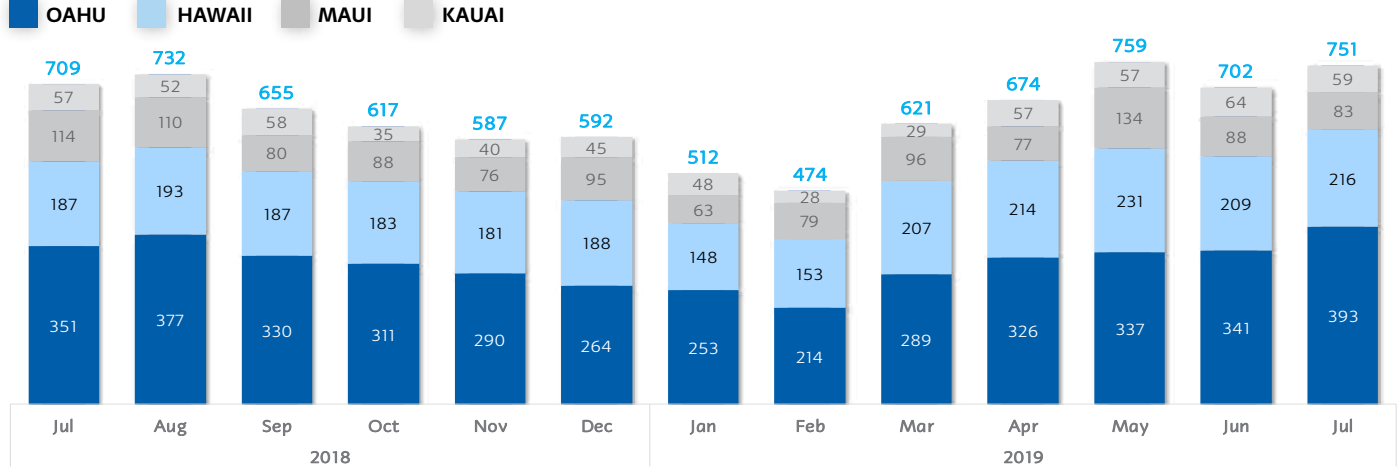
JUNE 2019

# OAHU

ISLAND SALES

SINGLE FAMILY HOME

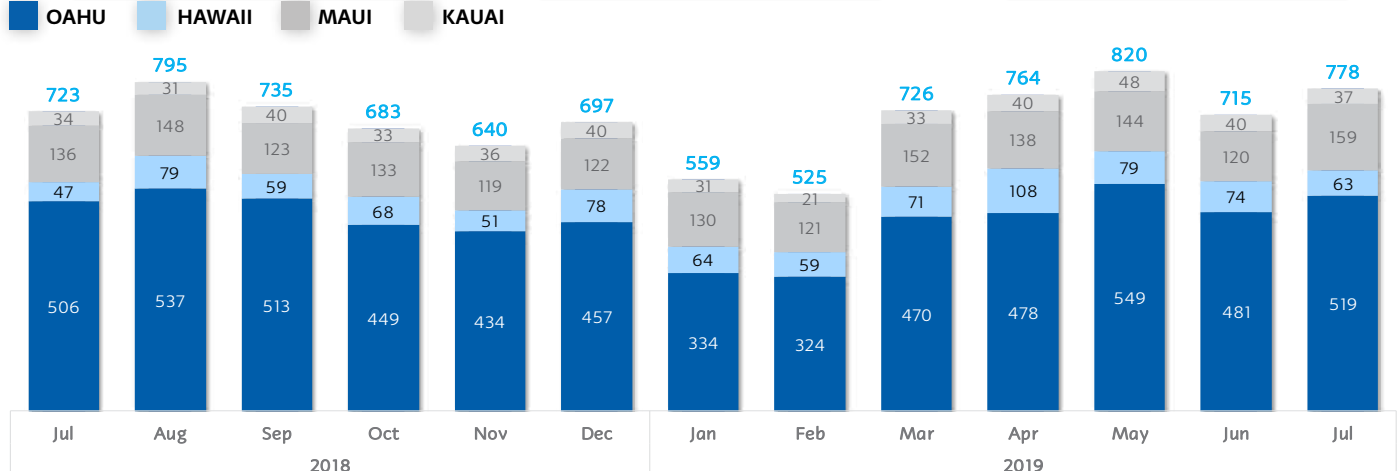
CONDOMINIUM



**# OF SALES**  
**393**  
 ↓ 42.1% VS. LAST MONTH  
 ↑ 12.9% VS. LAST YEAR

**MEDIAN SALES PRICE**  
**\$825,000**  
 ↑ 4.7% VS. LAST MONTH  
 ↑ 4.9% VS. LAST YEAR

**TOTAL \$ OF SALES**  
**\$395,974,916**  
 ↓ 39.2% VS. LAST MONTH  
 ↑ 17.6% VS. LAST YEAR



**# OF SALES**  
**519**  
 ↑ 4.4% VS. LAST MONTH  
 ↓ 46.0% VS. LAST YEAR

**MEDIAN SALES PRICE**  
**\$460,000**  
 ↑ 5.7% VS. LAST MONTH  
 ↑ 7.0% VS. LAST YEAR

**TOTAL \$ OF SALES**  
**\$278,312,375**  
 ↓ 47.6% VS. LAST MONTH  
 ↑ 10.2% VS. LAST YEAR



**CARLA M. VIERRA**  
 Account Manager  
 North & West Oahu  
 (808) 265-7095  
 cvierra@tghawaii.com



**KRISTINA C. WOO-ARK**  
 Account Manager  
 Windward & Metro  
 (808) 282-3613  
 kwoo-ark@tghawaii.com



**VICKIE MARINO**  
 Account Manager  
 East Oahu  
 (808) 286-4954  
 vmarino@tghawaii.com

information effective 7/1/2019



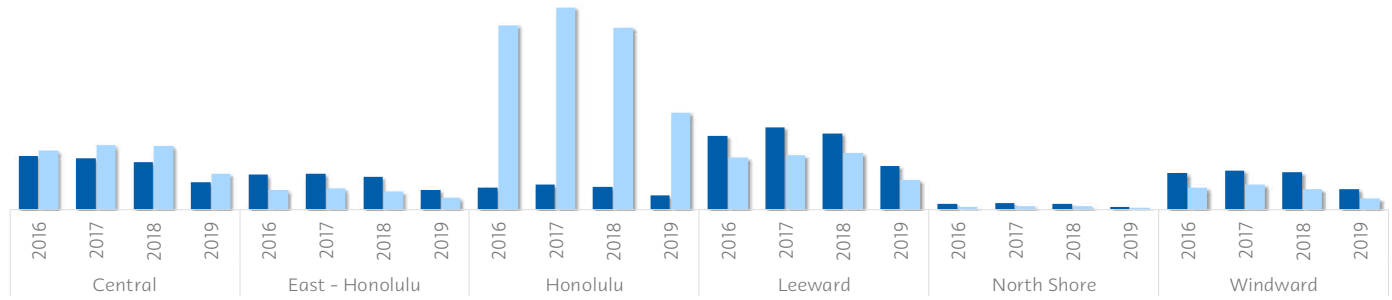
# TITLE GUARANTY

TITLE & ESCROW SERVICES

REGIONAL SALES

## SALES (#) COMPARISON (YEAR OVER YEAR)

M:\Groups\Statistics\Residential Sales Report\Residential Sales Report Layout\Layout\RSR Generator\06 - INDESIGN\RSR 2018 v2.4.3 (IND 14.0.1)\RSR 2018 v2.4.3 (IND 14.0.1)\Links



	YEAR		TOTAL	
CENTRAL	2016	995	899	1,894
	2017	1,081	865	1,946
	2018	1,073	798	1,871
	2019	608	464	1,072
EAST - HONOLULU	2016	335	591	926
	2017	351	604	955
	2018	307	550	857
	2019	204	329	533
HONOLULU	2016	3,105	374	3,479
	2017	3,415	417	3,832
	2018	3,065	381	3,446
	2019	1,629	238	1,867

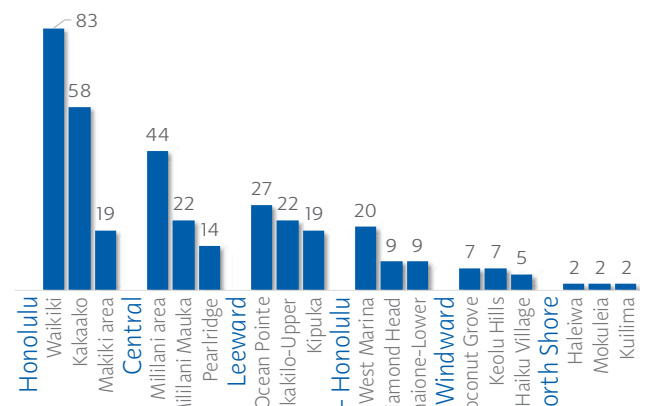
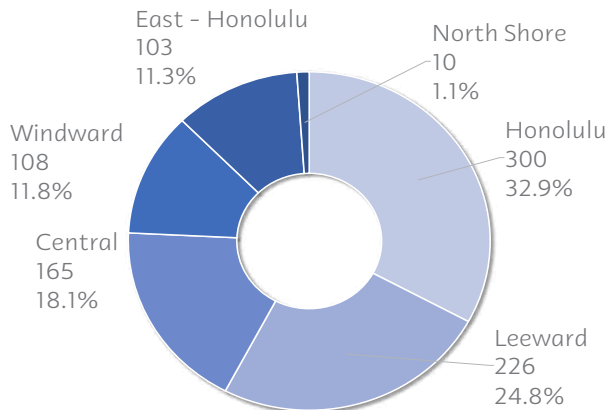
	YEAR		TOTAL	
LEEWARD	2016	878	1,245	2,123
	2017	917	1,392	2,309
	2018	952	1,278	2,230
	2019	498	740	1,238
NORTH SHORE	2016	48	94	142
	2017	56	103	159
	2018	56	95	151
	2019	29	43	72
WINDWARD	2016	369	617	986
	2017	415	658	1,073
	2018	343	634	977
	2019	187	339	526

\* YTD Sales (#) vs. same period of previous years

### Property Type



## # OF SALES BY REGION



\* Excluding Vacant Land Sales

\* Top 3 Neighborhoods Shown—Excluding Vacant Land Sales

# RESIDENTIAL SALES REPORT

## OAHU JUNE 2019

### SALES BY REGION (CURRENT MONTH)



Increase/Decrease vs. Last Year



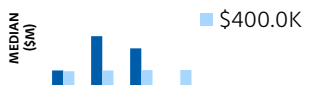
No Change or No Value vs. Last Year

		SINGLE FAMILY HOMES			CONDOMINIUM		
		#	\$ AMT	MEDIAN	#	\$ AMT	MEDIAN
HONOLULU	Waikiki	--	--	--	83 ▼	\$43.4M ▲	\$415.0K ▲
	Kakaako	--	--	--	58 ▲	\$60.0M ▲	\$755.7K ▼
	Makiki area	1 ●	\$2.0M ▼	\$2.0M ▼	18 ▼	\$7.3M ▼	\$398.5K ▲
<b>HONOLULU TOTAL</b>		40 ▲	\$43.7M ▲	\$1.0M ▲	260 ▼	\$153.0M ▲	\$462.5K ▲
LEEWARD	Ocean Pointe	21 ▲	\$15.6M ▲	\$747.5K ▲	6 ▼	\$3.4M ▼	\$543.5K ▼
	Makakilo-Upper	5 ▲	\$3.3M ▲	\$664.0K ▲	17 ▲	\$7.2M ▲	\$415.0K ▲
	Kipuka	19 ▲	\$14.1M ▲	\$712.0K ▼	--	--	--
<b>LEEWARD TOTAL</b>		138 ▲	\$96.4M ▲	\$680.0K ▲	88 ▼	\$38.5M ▼	\$430.0K ▲
WINDWARD	Coconut Grove	7 ▲	\$6.5M ▲	\$998.0K ▲	--	--	--
	Keolu Hills	7 ▲	\$6.7M ▲	\$925.0K ▲	--	--	--
	Haiku Village	3 -	\$2.9M -	\$868.0K -	2 ▲	\$1.3M ▲	\$644.5K ▲
<b>WINDWARD TOTAL</b>		78 ▲	\$106.4M ▲	\$998.5K ▲	30 ▼	\$17.7M ▼	\$600.0K ▲
EAST - HONOLULU	West Marina	1 ●	\$665.0K ▼	\$665.0K ▼	19 ▲	\$14.7M ▲	\$760.0K ▼
	Diamond Head	3 ▲	\$12.8M ▲	\$3.5M ▲	6 ▲	\$6.3M ▲	\$666.3K ▼
	Hahaione-Lower	--	--	--	9 ▲	\$5.2M ▲	\$568.0K ▼
<b>EAST - HONOLULU TOTAL</b>		61 ▲	\$88.1M ▲	\$1.2M ▼	42 ▲	\$30.8M ▲	\$688.0K ▲
CENTRAL	Mililani area	15 ●	\$10.9M ▼	\$725.0K ▼	29 ▼	\$12.0M ▼	\$420.0K ▲
	Mililani Mauka	10 ▲	\$9.1M ▲	\$877.3K ▼	12 ▲	\$5.6M ▲	\$469.5K ▲
	Pearlridge	--	--	--	14 ●	\$5.3M ▲	\$386.0K ▲
<b>CENTRAL TOTAL</b>		69 ▼	\$52.7M ▼	\$748.0K ▼	96 ▲	\$37.1M ▲	\$380.0K ▼
NORTH SHORE	Haleiwa	2 ●	\$2.2M ▲	\$1.1M ▲	--	--	--
	Mokuleia	2 -	\$3.1M -	\$1.5M -	--	--	--
	Kuilima	--	--	--	2 ●	\$1.0M ▲	\$522.5K ▲
<b>NORTH SHORE TOTAL</b>		7 ●	\$8.6M ▼	\$1.1M ▼	3 ▼	\$1.3M ▼	\$485.0K ▲

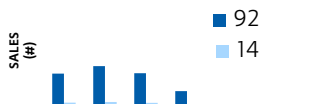
### SALES COMPARISON (YEAR OVER YEAR & 2019 YTD SHOWN)

#### TOP NEIGHBORHOODS BY # OF SALES (CURRENT MONTH)

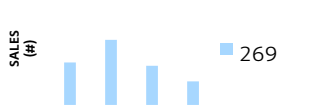
#### WAIKIKI



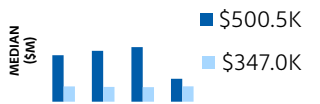
#### MAKIKI AREA



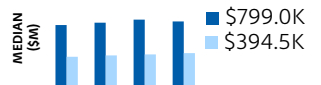
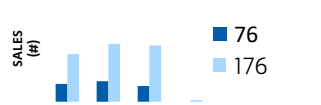
#### KAKAAKO



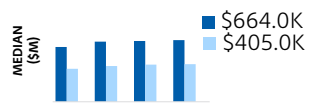
#### ALA MOANA



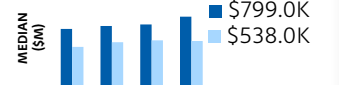
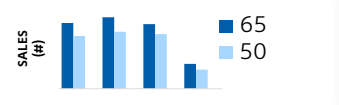
#### MILILANI AREA



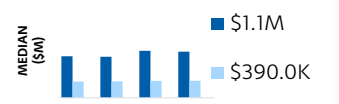
#### MILILANI MAUKA



#### OCEAN POINTE



#### MAILI/NANAKULI



#### YEAR TO DATE STATISTICS (VS. SAME PERIOD LAST YEAR)

**SINGLE FAMILY HOMES**

# OF SALES: 2,156 ▼ 0.2%

MEDIAN SALES PRICE: \$781.5K ▲ 0.2%

TOTAL \$ OF SALES: \$2.0B ▼ 4.2%

**CONDOMINIUM**

# OF SALES: 3,159 ▼ 7.0%

MEDIAN SALES PRICE: \$427.0K ▼ 0.7%

TOTAL \$ OF SALES: \$1.7B ▼ 7.2%

\* Annual trend shown include 2016 to present; Top 8 Neighborhood Shown

NEIGHBORHOOD SALES

Information Deemed Reliable But Not Guaranteed. SOURCE: Multiple Listing Services from respective Boards of REALTORS®, Bureau of Conveyances, and Title Guaranty.