



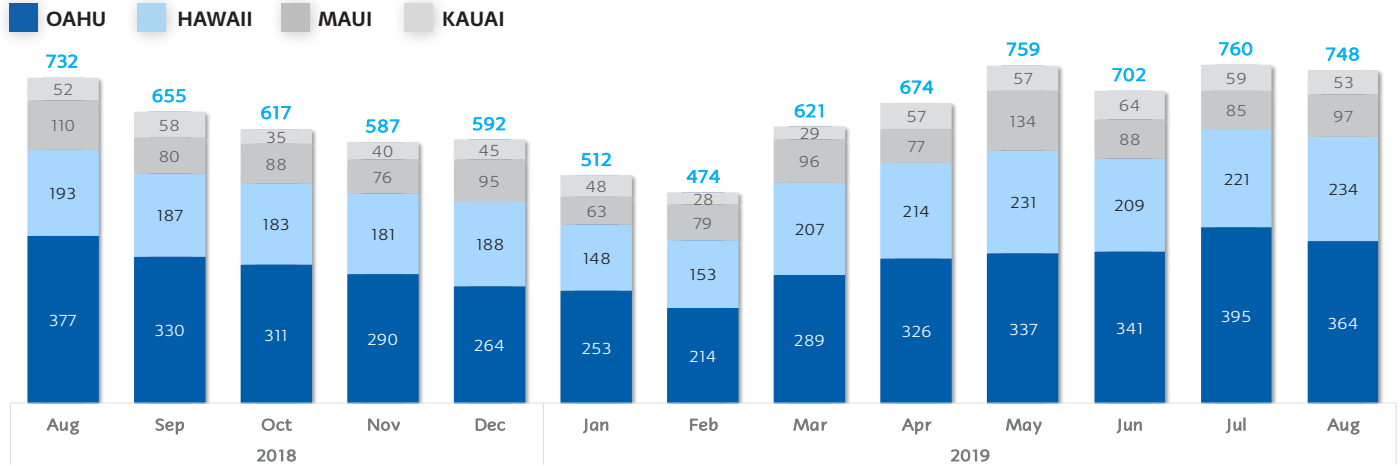
## RESIDENTIAL SALES REPORT AUGUST 2019

# WEST OAHU

### ISLAND SALES

#### SINGLE FAMILY HOME

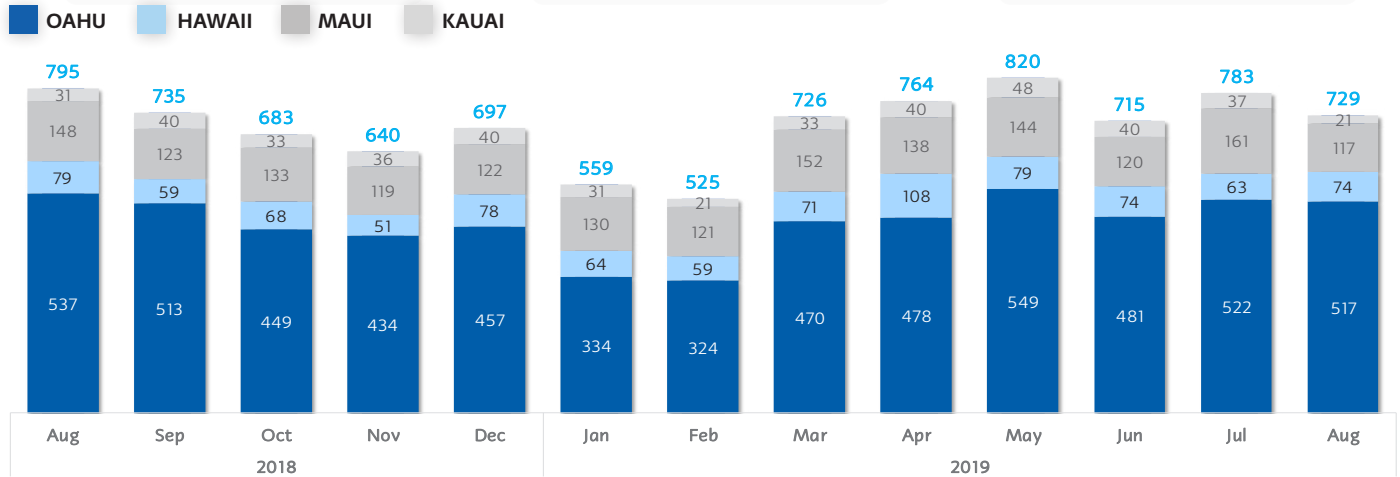
#### CONDOMINIUM



**# OF SALES**  
**364**  
 ⬇️ 7.8% VS. LAST MONTH  
 ⬇️ 3.4% VS. LAST YEAR

**MEDIAN SALES PRICE**  
**\$790,000**  
 ⬇️ 4.2% VS. LAST MONTH  
 ⬇️ 2.5% VS. LAST YEAR

**TOTAL \$ OF SALES**  
**\$350,464,135**  
 ⬇️ 11.8% VS. LAST MONTH  
 ⬇️ 7.1% VS. LAST YEAR



**# OF SALES**  
**517**  
 ⬇️ 1.0% VS. LAST MONTH  
 ⬇️ 3.7% VS. LAST YEAR

**MEDIAN SALES PRICE**  
**\$425,000**  
 ⬇️ 7.8% VS. LAST MONTH  
 ⬇️ 1.2% VS. LAST YEAR

**TOTAL \$ OF SALES**  
**\$252,195,417**  
 ⬇️ 9.9% VS. LAST MONTH  
 ⬇️ 10.5% VS. LAST YEAR

Information effective 9/1/2019



**CARLA M. VIERRA**

Account Manager  
North & West Oahu

(808) 265-7095  
cvierra@tghawaii.com

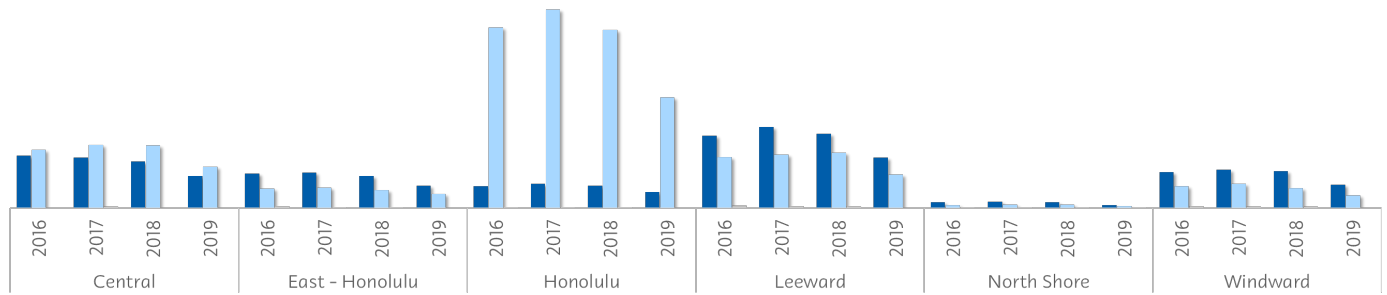


# TITLE GUARANTY

TITLE & ESCROW SERVICES

REGIONAL SALES

## SALES (#) COMPARISON (YEAR OVER YEAR)



	YEAR		TOTAL	
<b>CENTRAL</b>	2016	899	995	1,894
	2017	865	1,081	1,946
	2018	798	1,073	1,871
	2019	551	707	1,258
<b>EAST - HONOLULU</b>	2016	591	335	926
	2017	604	351	955
	2018	550	307	857
	2019	384	242	626
<b>HONOLULU</b>	2016	374	3,105	3,479
	2017	417	3,415	3,832
	2018	381	3,065	3,446
	2019	272	1,902	2,174

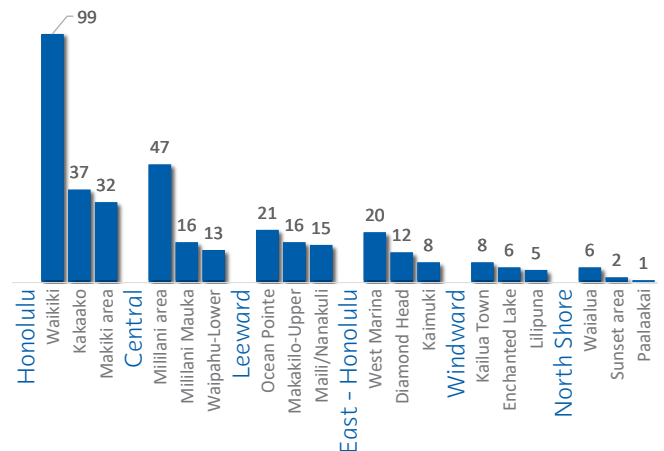
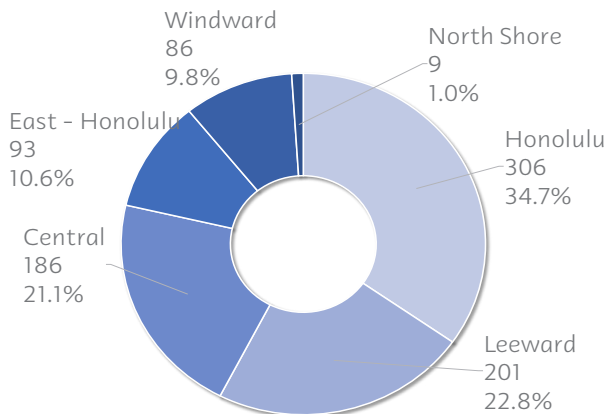
	YEAR		TOTAL	
<b>LEeward</b>	2016	1,245	878	2,123
	2017	1,392	917	2,309
	2018	1,278	952	2,230
	2019	868	578	1,446
<b>NORTH SHORE</b>	2016	94	48	142
	2017	103	56	159
	2018	95	56	151
	2019	48	34	82
<b>WINDWARD</b>	2016	617	369	986
	2017	658	415	1,073
	2018	634	343	977
	2019	399	216	615

\* YTD Sales (#) vs. same period of previous years

### Property Type



## # OF SALES BY REGION



\* Excluding Vacant Land Sales

\* Top 3 Neighborhoods Shown—Excluding Vacant Land Sales

# RESIDENTIAL SALES REPORT

## WEST OAHU

### AUGUST 2019

#### SALES BY REGION (CURRENT MONTH)

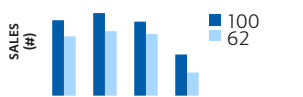
▲ Increase/Decrease vs. Last Year ● No Change or No Value vs. Last Year

	SINGLE FAMILY HOMES			CONDOMINIUM		
	#	\$ AMT	MEDIAN	#	\$ AMT	MEDIAN
OCEAN POINTE	11 ▼	\$8.1M ▼	\$715.0K ▼	10 ▼	\$5.5M ▼	\$547.5K ▲
MAKAKILO-UPPER	2 ▼	\$1.3M ▼	\$645.0K ▼	14 ▼	\$5.9M ▼	\$412.5K ▲
MAILI/NANAKULI	13 ▼	\$7.0M ▼	\$576.5K ▲	2 ▼	\$455.0K ▼	\$227.5K ▲
MAKAHA	6 ▲	\$3.0M ▲	\$361.0K ▼	6 ▲	\$1.3M ▲	\$183.5K ▲
MEHANA	5 ▲	\$3.6M ▲	\$725.0K ▲	5 ▲	\$3.0M ▲	\$560.0K ▼
KO OLINA	1 -	\$1.6M -	\$1.6M -	7 ●	\$4.6M ▲	\$625.0K ▲
HOAKALEI KA MAKANA	4 ▼	\$2.5M ▼	\$632.5K ▼	4 -	\$2.4M -	\$591.5K -
EWA	1 ●	\$611.0K ▲	\$611.0K ▲	7 ▼	\$3.2M ▼	\$475.0K ▲
KAPOLEI	--	--	--	8 ▼	\$3.5M ▼	\$432.5K ▲
KIPIKA	7 -	\$5.3M -	\$750.0K -	--	--	--

#### SALES COMPARISON (YEAR OVER YEAR & 2019 YTD SHOWN)

##### TOP 5 NEIGHBORHOODS BY # OF SALES (CURRENT MONTH)

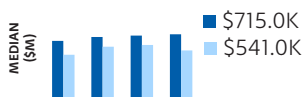
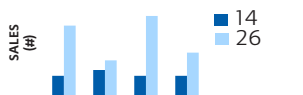
#### OCEAN POINTE



#### MAILI/NANAKULI

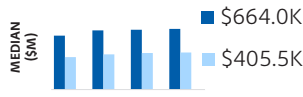


#### MEHANA

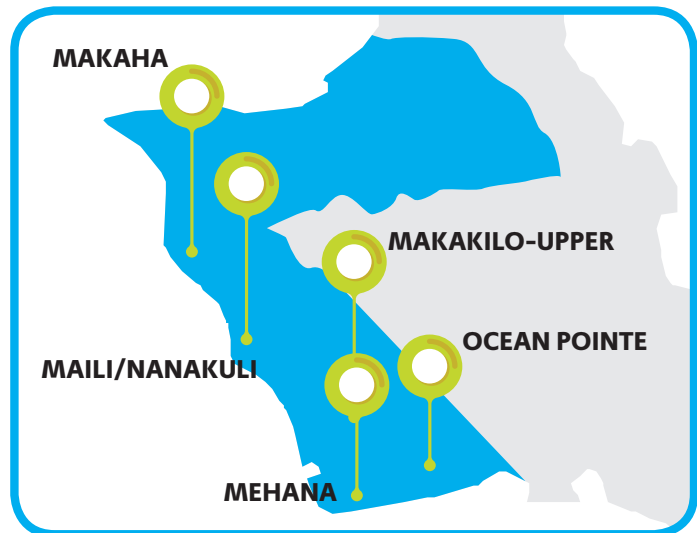
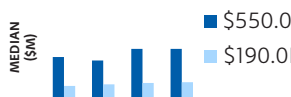


\* Annual trend shown include 2016 to present;  
Top 5 Neighborhood Shown

#### MAKAKILO-UPPER



#### MAKAHA



#### YEAR TO DATE STATISTICS (VS. SAME PERIOD LAST YEAR)

##### SINGLE FAMILY HOMES

# OF SALES **868** ▼ 4.3%      MEDIAN SALES PRICE **\$663.1K** ▲ 0.9%

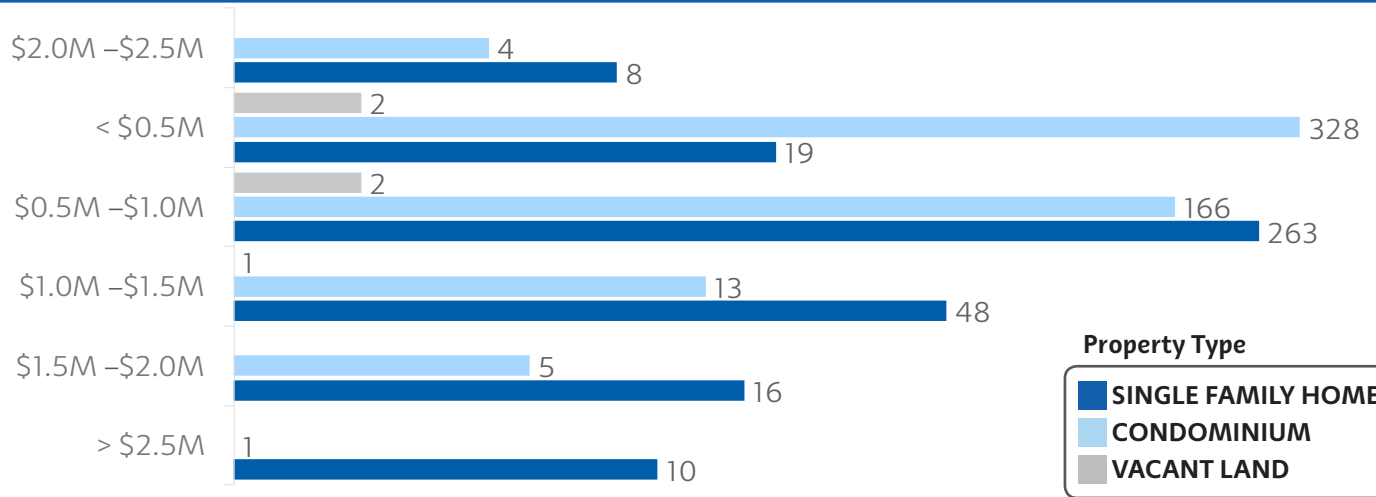
TOTAL \$ OF SALES **\$574.1M** ▼ 4.4%

##### CONDOMINIUM

# OF SALES **578** ▼ 7.2%      MEDIAN SALES PRICE **\$401.0K** ▼ 1.0%

TOTAL \$ OF SALES **\$244.1M** ▼ 8.6%

## ISLAND SALES (#) BY PRICE RANGE



## TG TEAM — West Oahu

Let Us Be A Part Of Your Solution!



**CHRISTOPHER P. AGUILERA**  
Senior Vice President  
Escrow State Manager  
O: (808) 533-5861 C: (808) 388-5444  
caguilera@tghawaii.com



**NARA P. KIM**  
Branch Manager  
Kapolei  
O: (808) 630-2156 C: (808) 439-9990  
nkim@tghawaii.com



**SHERRIE M. KIMATA**  
Branch Manager  
Pearlridge  
O: (808) 275-4441 C: (808) 754-9976  
skimata@tghawaii.com



**CARLA M. VIERRA**  
Account Manager  
North & West Oahu  
(808) 265-7095  
cvierra@tghawaii.com



**JILL M. KIRIHARA**  
Escrow Officer  
Mililani  
O: (808) 630-2157 C: (808) 282-7492  
jkirihara@tghawaii.com



**BRIAR K. NAKAMOTO**  
Escrow Officer  
Mililani  
O: (808) 630-2259 C: (808) 294-3589  
bnakamoto@tghawaii.com



**KYLE HOBSON DUDOIT**  
Escrow Officer  
Pearlridge  
(808) 275-4186  
khobson@tghawaii.com

### Visit a TG West Oahu Branch Near You!

#### KAPOLEI

1001 Kamokila Blvd., Suite 127  
Kapolei, HI 96707

808-690-9222

kapolei@tghawaii.com

#### MILILANI

95-1095 Ainamakua Dr., Ste. 1  
Mililani, HI 96789

808-630-2344

mililani@tghawaii.com

#### PEARLRIDGE

98-151 Pali Momi St., Ste. 115  
Aiea, HI 96701

808-483-8121

pearlridge@tghawaii.com