

STATEWIDE HOUSING STATISTICS

SEPTEMBER 2018

Compliments of Title Guaranty

SINGLE FAMILY HOMES

# of Sales	Month		% Change	Y-T-D		% Change
	2018	2017		2018	2017	
Hawaii	185	204	▼9.3%	1,777	1,873	▼5.1%
Kauai	57	46	▲23.9%	473	411	▲15.1%
Maui	80	81	▼1.2%	879	826	▲6.4%
Oahu	309	374	▼17.4%	2,753	2,860	▼3.7%
Total	631	705	▼10.5%	5,882	5,970	▼1.5%

Median Sales Price	Month		% Change	Y-T-D		% Change
	2018	2017		2018	2017	
Hawaii	\$368,000	\$332,450	▲10.7%	\$362,000	\$342,000	▲5.8%
Kauai	\$677,000	\$640,000	▲5.8%	\$700,000	\$660,000	▲6.1%
Maui	\$754,248	\$650,000	▲16.0%	\$700,000	\$700,000	-
Oahu	\$812,500	\$760,000	▲6.9%	\$789,000	\$757,000	▲4.2%

CONDOMINIUMS

# of Sales	Month		% Change	Y-T-D		% Change
	2018	2017		2018	2017	
Hawaii	59	72	▼18.1%	632	649	▼2.6%
Kauai	39	36	▲8.3%	370	322	▲14.9%
Maui	121	126	▼4.0%	1,277	1,050	▲21.6%
Oahu	511	526	▼2.9%	4,367	4,373	▼0.1%
Total	730	760	▼3.9%	6,646	6,394	▲3.9%

Median Sales Price	Month		% Change	Y-T-D		% Change
	2018	2017		2018	2017	
Hawaii	\$297,500	\$302,000	▼1.5%	\$355,000	\$317,500	▲11.8%
Kauai	\$785,000	\$437,500	▲79.4%	\$447,500	\$427,500	▲4.7%
Maui	\$501,000	\$423,750	▲18.2%	\$499,000	\$448,000	▲11.4%
Oahu	\$428,000	\$425,000	▲0.7%	\$429,500	\$407,000	▲5.5%

Source: Respective Islands' board of REALTORS®

Statistics provided by Title Guaranty. Information deemed reliable but not guaranteed. All rights to these materials are reserved; no reproduction without prior written consent.



TITLE GUARANTY
SERVING HAWAI'I SINCE 1896

*Title and Escrow is our business.
Hawaii is our home.*

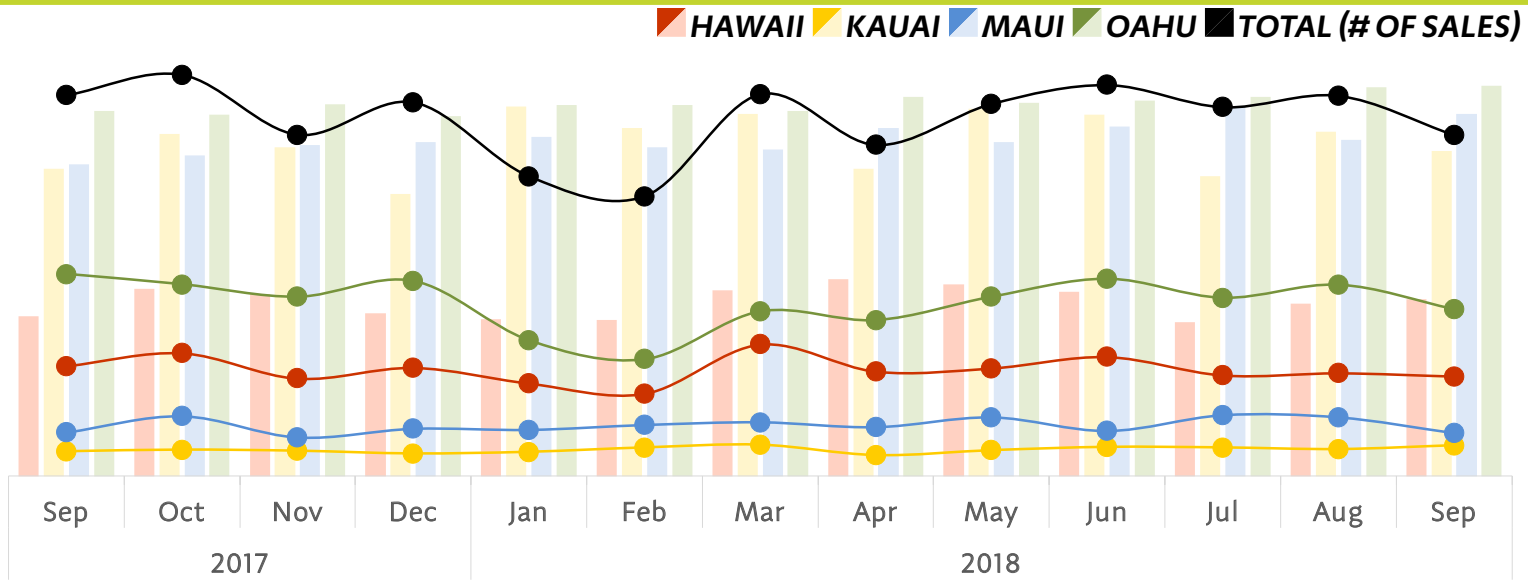
Call: (808) 521-0211 or Visit: TGHawaii.com

STATEWIDE HOUSING STATISTICS

SEPTEMBER 2018

Compliments of Title Guaranty

SINGLE FAMILY HOMES



# OF SALES MEDIAN SALES PRICE (\$)					Total (# of Sales)
	Hawaii	Kauai	Maui	Oahu	

2017

Sep	204 \$332.5K	46 \$640.0K	81 \$650.0K	374 \$760.0K	705
Oct	228 \$390.0K	49 \$713.0K	111 \$667.4K	355 \$752.0K	743
Nov	181 \$380.0K	47 \$685.0K	72 \$689.0K	332 \$773.5K	632
Dec	201 \$339.0K	42 \$587.5K	88 \$695.5K	361 \$750.0K	692

2018

Jan	172 \$327.0K	45 \$770.0K	86 \$707.0K	252 \$772.0K	555
Feb	153 \$325.0K	53 \$725.0K	95 \$685.0K	217 \$772.5K	518
Mar	244 \$387.0K	58 \$753.5K	100 \$680.0K	305 \$760.0K	707
Apr	194 \$409.5K	39 \$640.0K	91 \$725.0K	289 \$790.0K	613
May	200 \$400.0K	48 \$765.0K	109 \$695.0K	332 \$778.0K	689
Jun	221 \$384.0K	54 \$752.5K	84 \$727.5K	365 \$782.4K	724
Jul	187 \$320.0K	53 \$625.0K	113 \$769.0K	330 \$789.5K	683
Aug	191 \$359.0K	50 \$716.5K	109 \$700.0K	354 \$810.0K	704
Sep	185 \$368.0K	57 \$677.0K	80 \$754.2K	309 \$812.5K	631

Source: Respective Islands' board of REALTORS®

Statistics provided by Title Guaranty. Information deemed reliable but not guaranteed. All rights to these materials are reserved; no reproduction without prior written consent.



TITLE GUARANTY
SERVING HAWAI'I SINCE 1896

*Title and Escrow is our business.
Hawaii is our home.*

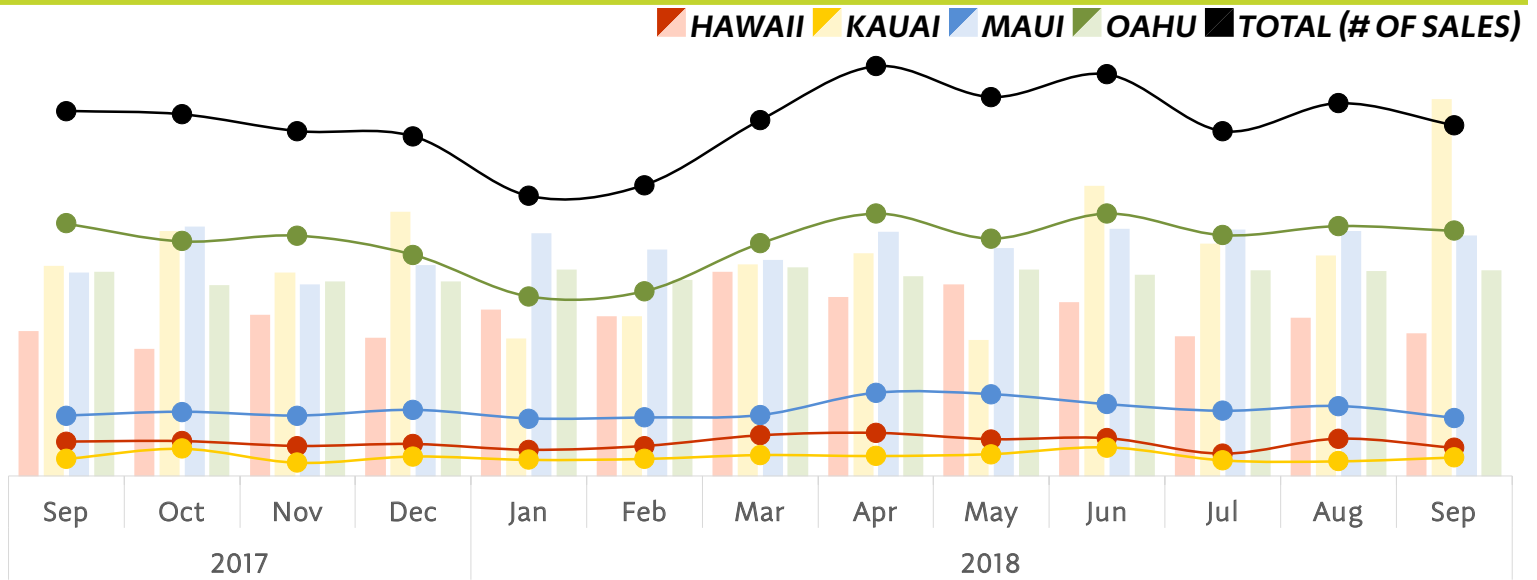
Call: (808) 521-0211 or Visit: TGHawaii.com

STATEWIDE HOUSING STATISTICS

SEPTEMBER 2018

Compliments of Title Guaranty

CONDOMINIUMS



	# OF SALES MEDIAN SALES PRICE (\$)				Total (# of Sales)
	Hawaii	Kauai	Maui	Oahu	
2017					
Sep	72 \$302.0K	36 \$437.5K	126 \$423.8K	526 \$425.0K	760
Oct	73 \$265.1K	57 \$510.0K	134 \$519.5K	489 \$397.5K	753
Nov	63 \$336.0K	28 \$424.5K	126 \$400.0K	501 \$405.0K	718
Dec	67 \$288.0K	41 \$550.0K	138 \$440.0K	461 \$405.0K	707
2018					
Jan	55 \$347.0K	34 \$287.5K	120 \$505.6K	374 \$430.0K	583
Feb	63 \$332.5K	36 \$333.0K	122 \$472.5K	385 \$409.0K	606
Mar	85 \$425.0K	44 \$441.5K	127 \$450.0K	485 \$435.0K	741
Apr	90 \$372.5K	42 \$463.5K	174 \$508.5K	547 \$416.0K	853
May	77 \$400.0K	46 \$284.5K	171 \$475.0K	495 \$430.0K	789
Jun	79 \$362.5K	60 \$604.5K	150 \$515.0K	547 \$420.0K	836
Jul	47 \$292.2K	33 \$485.0K	136 \$513.2K	502 \$429.5K	718
Aug	78 \$330.0K	31 \$459.0K	146 \$510.0K	521 \$427.0K	776
Sep	59 \$297.5K	39 \$785.0K	121 \$501.0K	511 \$428.0K	730

Source: Respective Islands' board of REALTORS®

Statistics provided by Title Guaranty. Information deemed reliable but not guaranteed. All rights to these materials are reserved; no reproduction without prior written consent.



TITLE GUARANTY
SERVING HAWAII SINCE 1896

*Title and Escrow is our business.
Hawaii is our home.*

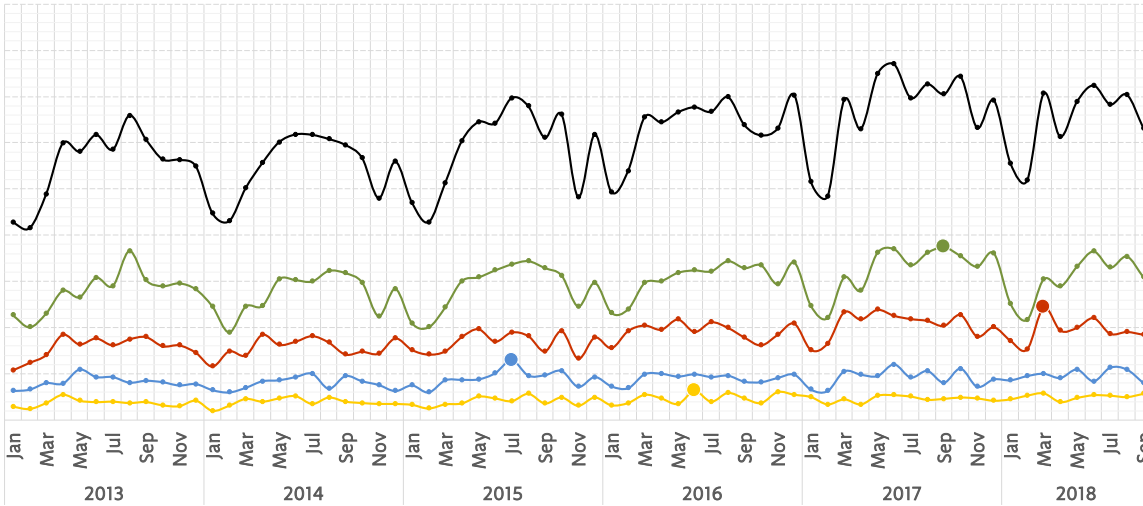
Call: (808) 521-0211 or Visit: TGHawaii.com

STATEWIDE HOUSING STATISTICS

SEPTEMBER 2018

Compliments of Title Guaranty

SINGLE FAMILY HOMES



CURRENT MONTH
(VS LAST YEAR)

STATEWIDE ↓ 631

OAHU ↓ 309

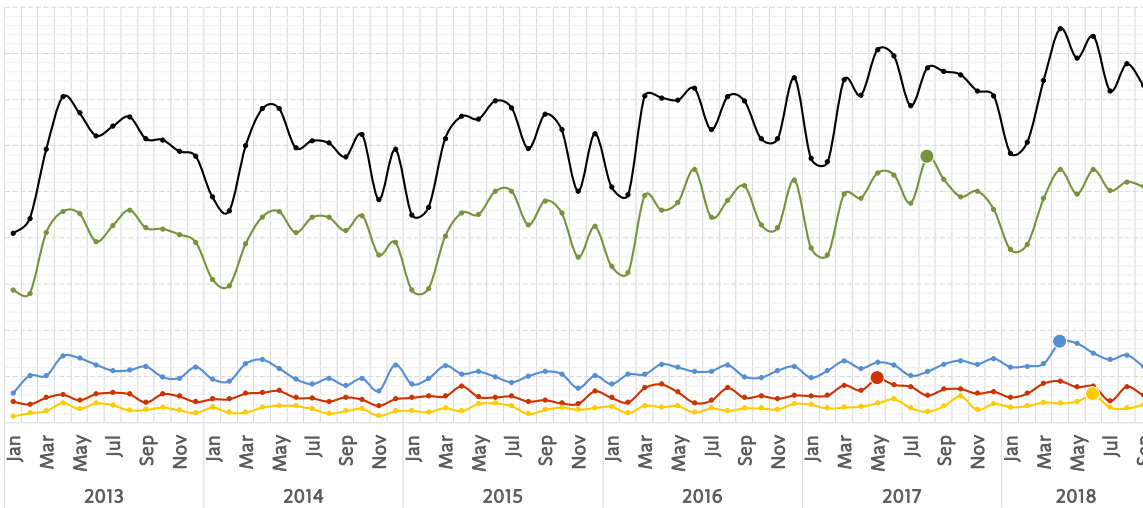
HAWAII ↓ 185

MAUI ↓ 80

KAUAI ↑ 57

● **HIGH**

CONDOMINIUMS



CURRENT MONTH
(VS LAST YEAR)

STATEWIDE ↓ 730

OAHU ↓ 511

MAUI ↓ 121

HAWAII ↓ 59

KAUAI ↑ 39

● **HIGH**

Source: Respective Islands' board of REALTORS®

Statistics provided by Title Guaranty. Information deemed reliable but not guaranteed. All rights to these materials are reserved; no reproduction without prior written consent.



TITLE GUARANTY
SERVING HAWAII SINCE 1896

*Title and Escrow is our business.
Hawaii is our home.*

Call: (808) 521-0211 or Visit: TGHawaii.com