

# STATEWIDE HOUSING STATISTICS

## APRIL 2019

Compliments of Title Guaranty

### SINGLE FAMILY HOMES

# of Sales	Month			Y-T-D	Y-T-D	% Change
	2019	2018	% Change			
Hawaii	209	199	▲5.0%	719	784	▼8.3%
Kauai	57	40	▲42.5%	163	202	▼19.3%
Maui	76	92	▼17.4%	314	378	▼16.9%
Oahu	318	289	▲10.0%	1,048	1,063	▼1.4%
<b>Total</b>	<b>660</b>	<b>620</b>	<b>▲6.5%</b>	<b>2,244</b>	<b>2,427</b>	<b>▼7.5%</b>

Median Sales Price	Month			Y-T-D	Y-T-D	% Change
	2019	2018	% Change			
Hawaii	\$369,000	\$388,800	▼5.1%	\$370,000	\$350,000	▲5.7%
Kauai	\$630,000	\$635,000	▼0.8%	\$659,900	\$732,000	▼9.8%
Maui	\$819,500	\$725,000	▲13.0%	\$750,000	\$688,013	▲9.0%
Oahu	\$766,750	\$790,000	▼2.9%	\$775,000	\$773,750	▲0.2%

### CONDOMINIUMS

# of Sales	Month			Y-T-D	Y-T-D	% Change
	2019	2018	% Change			
Hawaii	108	90	▲20.0%	302	290	▲4.1%
Kauai	39	42	▼7.1%	124	156	▼20.5%
Maui	137	176	▼22.2%	542	548	▼1.1%
Oahu	476	547	▼13.0%	1,590	1,791	▼11.2%
<b>Total</b>	<b>760</b>	<b>855</b>	<b>▼11.1%</b>	<b>2,558</b>	<b>2,785</b>	<b>▼8.2%</b>

Median Sales Price	Month			Y-T-D	Y-T-D	% Change
	2019	2018	% Change			
Hawaii	\$418,500	\$372,500	▲12.3%	\$371,000	\$373,750	▼0.7%
Kauai	\$705,000	\$463,500	▲52.1%	\$550,000	\$400,000	▲37.5%
Maui	\$440,000	\$506,113	▼13.1%	\$516,000	\$490,450	▲5.2%
Oahu	\$418,950	\$416,000	▲0.7%	\$415,000	\$425,000	▼2.4%

Source: Respective Islands' board of REALTORS®

Statistics provided by Title Guaranty. Information deemed reliable but not guaranteed. All rights to these materials are reserved; no reproduction without prior written consent.



**TITLE GUARANTY**  
SERVING HAWAI'I SINCE 1896

*Title and Escrow is our business.  
Hawaii is our home.*

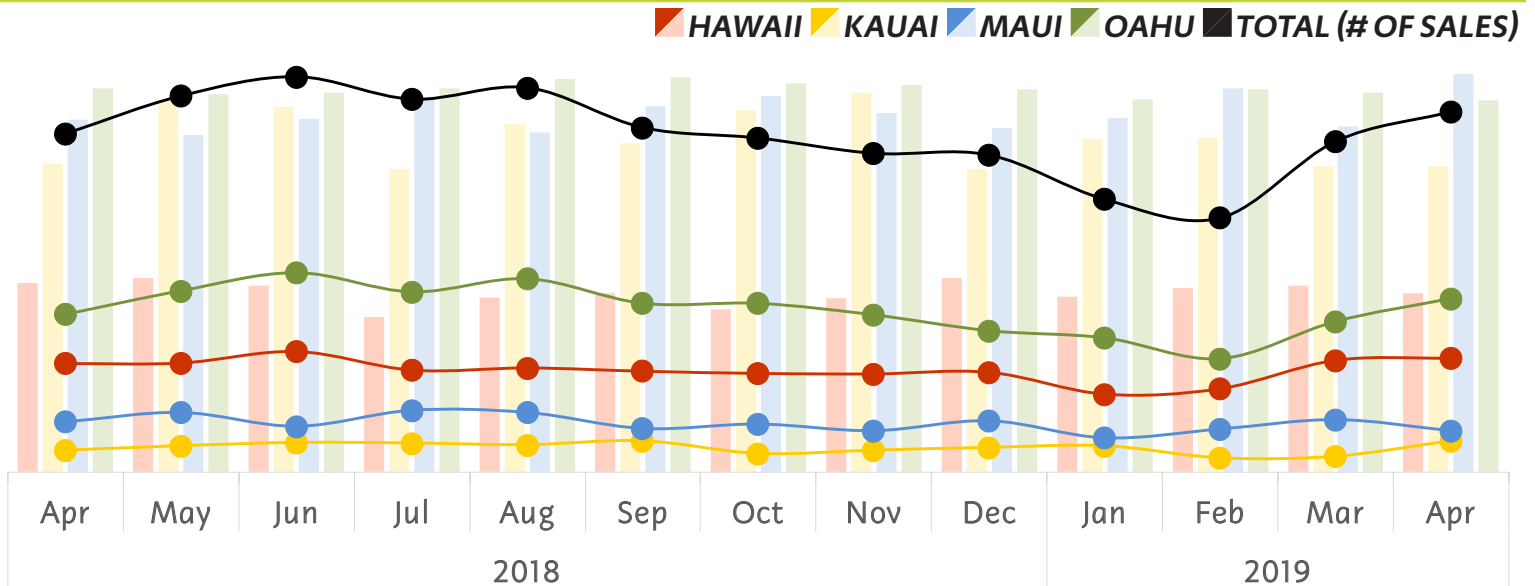
Call: (808) 521-0211 or Visit: TGHawaii.com

# STATEWIDE HOUSING STATISTICS

## APRIL 2019

Compliments of Title Guaranty

### SINGLE FAMILY HOMES



# OF SALES   MEDIAN SALES PRICE (\$)								Total (# of Sales)
Hawaii		Kauai		Maui		Oahu		

2018									
Month	Hawaii	Median Price	Kauai	Median Price	Maui	Median Price	Oahu	Median Price	Total
Apr	199	\$388.8K	40	\$635.0K	92	\$725.0K	289	\$790.0K	620
May	200	\$400.0K	48	\$765.0K	109	\$695.0K	332	\$778.0K	689
Jun	221	\$384.0K	54	\$752.5K	84	\$727.5K	365	\$782.4K	724
Jul	187	\$320.0K	53	\$625.0K	113	\$769.0K	330	\$789.5K	683
Aug	191	\$359.0K	50	\$716.5K	109	\$700.0K	354	\$810.0K	704
Sep	185	\$368.0K	57	\$677.0K	80	\$754.2K	309	\$812.5K	631
Oct	181	\$335.0K	34	\$745.0K	88	\$774.2K	309	\$800.0K	612
Nov	180	\$358.0K	40	\$782.5K	76	\$740.4K	288	\$797.0K	584
Dec	183	\$399.0K	45	\$625.0K	94	\$708.8K	259	\$788.0K	581
2019									
Jan	143	\$361.3K	48	\$685.8K	63	\$730.0K	246	\$767.5K	500
Feb	153	\$379.0K	26	\$689.0K	79	\$790.0K	208	\$789.0K	466
Mar	205	\$383.9K	29	\$629.9K	96	\$712.7K	276	\$782.5K	606
Apr	209	\$369.0K	57	\$630.0K	76	\$819.5K	318	\$766.8K	660

Source: Respective Islands' board of REALTORS®

Statistics provided by Title Guaranty. Information deemed reliable but not guaranteed. All rights to these materials are reserved; no reproduction without prior written consent.



**TITLE GUARANTY**  
SERVING HAWAI'I SINCE 1896

*Title and Escrow is our business.  
Hawaii is our home.*

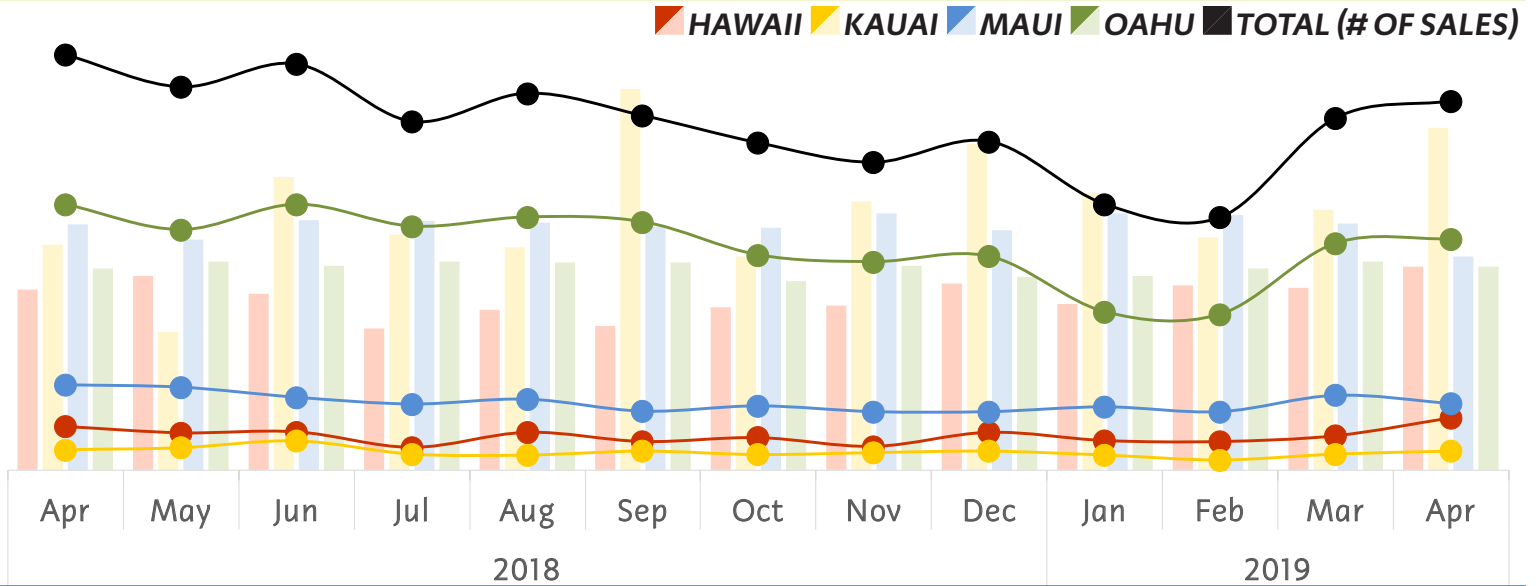
Call: (808) 521-0211 or Visit: TGHawaii.com

# STATEWIDE HOUSING STATISTICS

## APRIL 2019

Compliments of Title Guaranty

### CONDOMINIUMS



# OF SALES   MEDIAN SALES PRICE (\$)	Hawaii	Kauai	Maui	Oahu	Total (# of Sales)
--------------------------------------	--------	-------	------	------	--------------------

2018					
Apr	90   \$372.5K	42   \$463.5K	176   \$506.1K	547   \$416.0K	855
May	77   \$400.0K	46   \$284.5K	171   \$475.0K	495   \$430.0K	789
Jun	79   \$362.5K	60   \$604.5K	150   \$515.0K	547   \$420.0K	836
Jul	47   \$292.2K	33   \$485.0K	136   \$513.2K	502   \$429.5K	718
Aug	78   \$330.0K	31   \$459.0K	146   \$510.0K	521   \$427.0K	776
Sep	59   \$297.5K	39   \$785.0K	121   \$501.0K	511   \$428.0K	730
Oct	67   \$335.0K	32   \$440.0K	132   \$499.0K	443   \$390.0K	674
Nov	49   \$339.0K	36   \$552.5K	120   \$528.7K	429   \$420.0K	634
Dec	78   \$384.0K	39   \$671.7K	120   \$493.5K	440   \$398.5K	677
2019					
Jan	61   \$341.5K	31   \$570.0K	130   \$528.5K	326   \$399.0K	548
Feb	59   \$380.0K	21   \$480.0K	120   \$524.5K	321   \$415.0K	521
Mar	71   \$375.0K	33   \$535.0K	154   \$508.5K	467   \$429.0K	725
Apr	108   \$418.5K	39   \$705.0K	137   \$440.0K	476   \$419.0K	760

Source: Respective Islands' board of REALTORS®

Statistics provided by Title Guaranty. Information deemed reliable but not guaranteed. All rights to these materials are reserved; no reproduction without prior written consent.



**TITLE GUARANTY**  
SERVING HAWAI'I SINCE 1896

*Title and Escrow is our business.  
Hawaii is our home.*

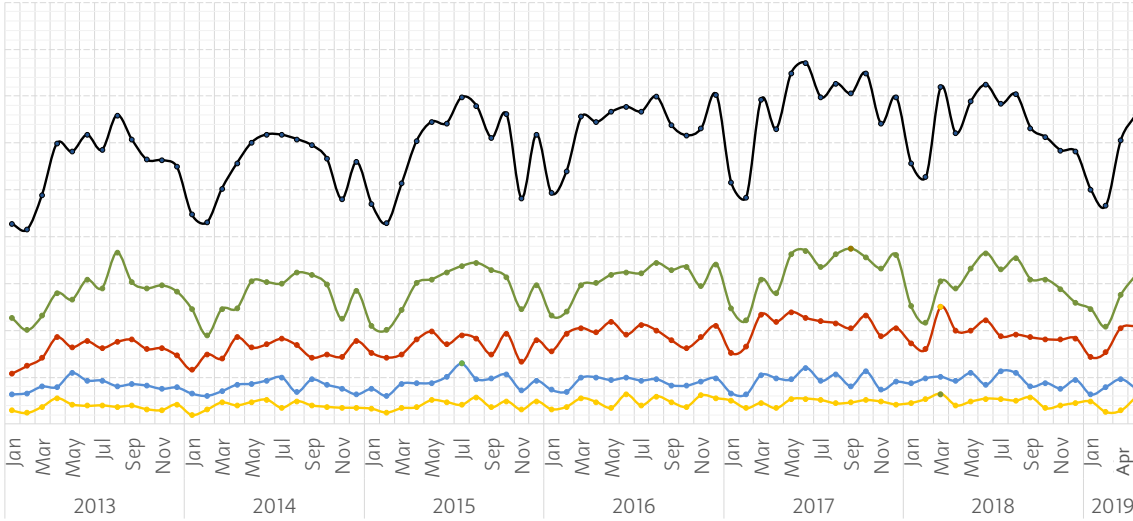
Call: (808) 521-0211 or Visit: [TGHawaii.com](http://TGHawaii.com)

# STATEWIDE HOUSING STATISTICS

## APRIL 2019

Compliments of Title Guaranty

### SINGLE FAMILY HOMES



**CURRENT MONTH**  
(VS LAST YEAR)

**STATEWIDE** ↑ 660

**OAHU** ↑ 318

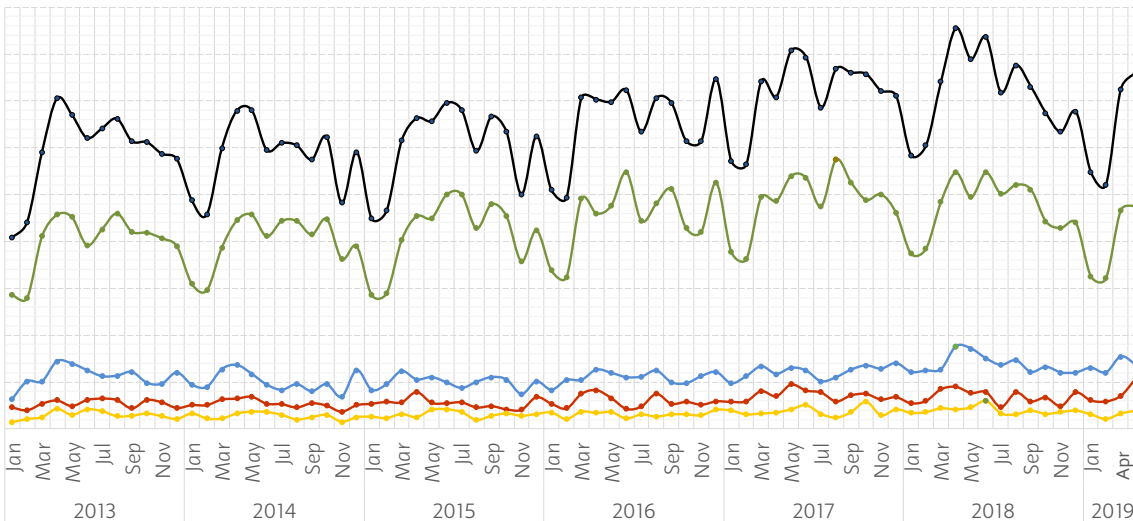
**HAWAII** ↑ 209

**MAUI** ↓ 76

**KAUAI** ↑ 57

● **HIGH**

### CONDOMINIUMS



**CURRENT MONTH**  
(VS LAST YEAR)

**STATEWIDE** ↓ 760

**OAHU** ↓ 476

**MAUI** ↓ 137

**HAWAII** ↑ 108

**KAUAI** ↓ 39

● **HIGH**

Source: Respective Islands' board of REALTORS®

Statistics provided by Title Guaranty. Information deemed reliable but not guaranteed. All rights to these materials are reserved; no reproduction without prior written consent.



**TITLE GUARANTY**  
SERVING HAWAII SINCE 1896

*Title and Escrow is our business.  
Hawaii is our home.*

Call: (808) 521-0211 or Visit: [TGHawaii.com](http://TGHawaii.com)