

# STATEWIDE HOUSING STATISTICS

## JANUARY 2019

Compliments of Title Guaranty

### SINGLE FAMILY HOMES

# of Sales	Month			% Change	Y-T-D		
	2019	2018			2019	2018	% Change
Hawaii	143	173	▼17.3%	143	173	▼17.3%	
Kauai	48	45	▲6.7%	48	45	▲6.7%	
Maui	63	87	▼27.6%	63	87	▼27.6%	
Oahu	246	252	▼2.4%	246	252	▼2.4%	
<b>Total</b>	<b>500</b>	<b>557</b>	<b>▼10.2%</b>	<b>500</b>	<b>557</b>	<b>▼10.2%</b>	

Median Sales Price	Month			% Change	Y-T-D		
	2019	2018			2019	2018	% Change
Hawaii	\$361,250	\$329,000	▲9.8%	\$361,250	\$329,000	▲9.8%	
Kauai	\$685,750	\$770,000	▼10.9%	\$685,750	\$770,000	▼10.9%	
Maui	\$730,000	\$705,000	▲3.5%	\$730,000	\$705,000	▲3.5%	
Oahu	\$767,500	\$772,000	▼0.6%	\$767,500	\$772,000	▼0.6%	

### CONDOMINIUMS

# of Sales	Month			% Change	Y-T-D		
	2019	2018			2019	2018	% Change
Hawaii	61	55	▲10.9%	61	55	▲10.9%	
Kauai	31	34	▼8.8%	31	34	▼8.8%	
Maui	130	121	▲7.4%	130	121	▲7.4%	
Oahu	326	374	▼12.8%	326	374	▼12.8%	
<b>Total</b>	<b>548</b>	<b>584</b>	<b>▼6.2%</b>	<b>548</b>	<b>584</b>	<b>▼6.2%</b>	

Median Sales Price	Month			% Change	Y-T-D		
	2019	2018			2019	2018	% Change
Hawaii	\$341,500	\$347,000	▼1.6%	\$341,500	\$347,000	▼1.6%	
Kauai	\$570,000	\$287,500	▲98.3%	\$570,000	\$287,500	▲98.3%	
Maui	\$528,450	\$506,000	▲4.4%	\$528,450	\$506,000	▲4.4%	
Oahu	\$399,000	\$430,000	▼7.2%	\$399,000	\$430,000	▼7.2%	

Source: Respective Islands' board of REALTORS®

Statistics provided by Title Guaranty. Information deemed reliable but not guaranteed. All rights to these materials are reserved; no reproduction without prior written consent.



**TITLE GUARANTY**  
SERVING HAWAI'I SINCE 1896

*Title and Escrow is our business.  
Hawaii is our home.*

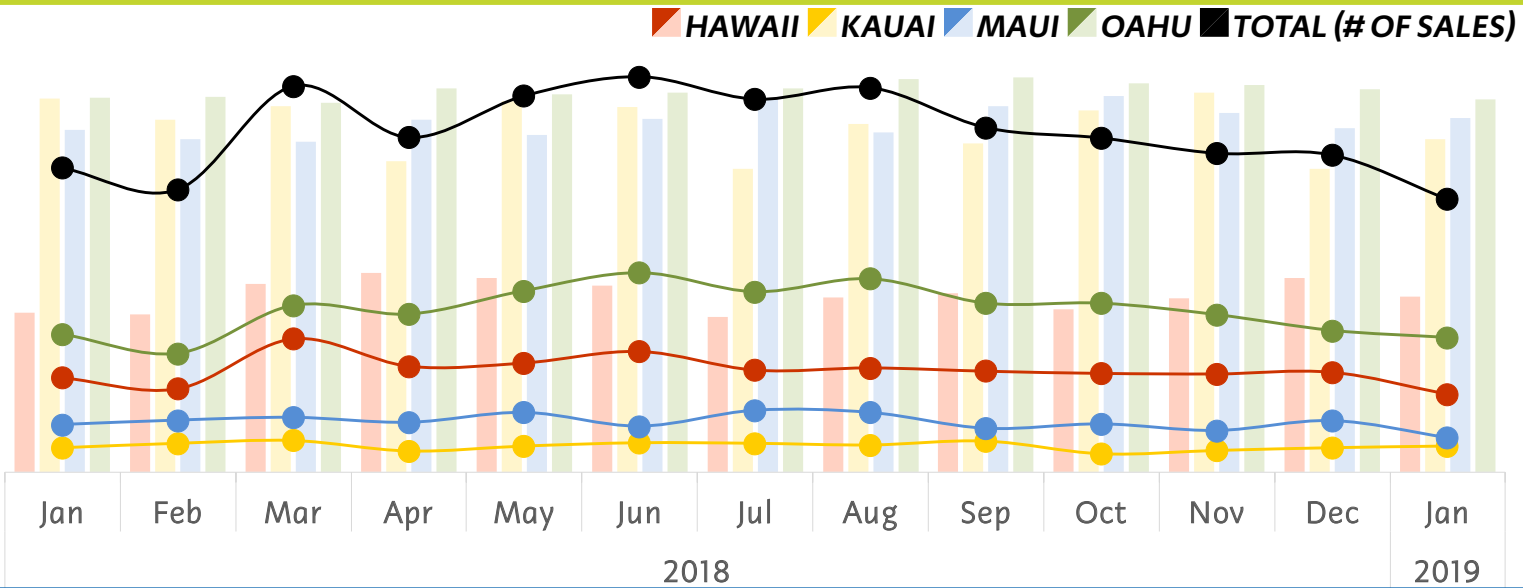
Call: (808) 521-0211 or Visit: TGHawaii.com

# STATEWIDE HOUSING STATISTICS

## JANUARY 2019

Compliments of Title Guaranty

### SINGLE FAMILY HOMES



# OF SALES   MEDIAN SALES PRICE (\$)	Hawaii	Kauai	Maui	Oahu	Total (# of Sales)
--------------------------------------	--------	-------	------	------	--------------------

2018					
Jan	173   \$329.0K	45   \$770.0K	87   \$705.0K	252   \$772.0K	557
Feb	153   \$325.0K	53   \$725.0K	95   \$685.0K	217   \$772.5K	518
Mar	244   \$387.0K	58   \$753.5K	100   \$680.0K	305   \$760.0K	707
Apr	194   \$409.5K	39   \$640.0K	91   \$725.0K	289   \$790.0K	613
May	200   \$400.0K	48   \$765.0K	109   \$695.0K	332   \$778.0K	689
Jun	221   \$384.0K	54   \$752.5K	84   \$727.5K	365   \$782.4K	724
Jul	187   \$320.0K	53   \$625.0K	113   \$769.0K	330   \$789.5K	683
Aug	191   \$359.0K	50   \$716.5K	109   \$700.0K	354   \$810.0K	704
Sep	185   \$368.0K	57   \$677.0K	80   \$754.2K	309   \$812.5K	631
Oct	181   \$335.0K	34   \$745.0K	88   \$774.2K	309   \$800.0K	612
Nov	180   \$358.0K	40   \$782.5K	76   \$740.4K	288   \$797.0K	584
Dec	183   \$399.0K	45   \$625.0K	94   \$708.8K	259   \$788.0K	581
2019					
Jan	143   \$361.3K	48   \$685.8K	63   \$730.0K	246   \$767.5K	500

Source: Respective Islands' board of REALTORS®

Statistics provided by Title Guaranty. Information deemed reliable but not guaranteed. All rights to these materials are reserved; no reproduction without prior written consent.



**TITLE GUARANTY**  
SERVING HAWAI'I SINCE 1896

*Title and Escrow is our business.  
Hawaii is our home.*

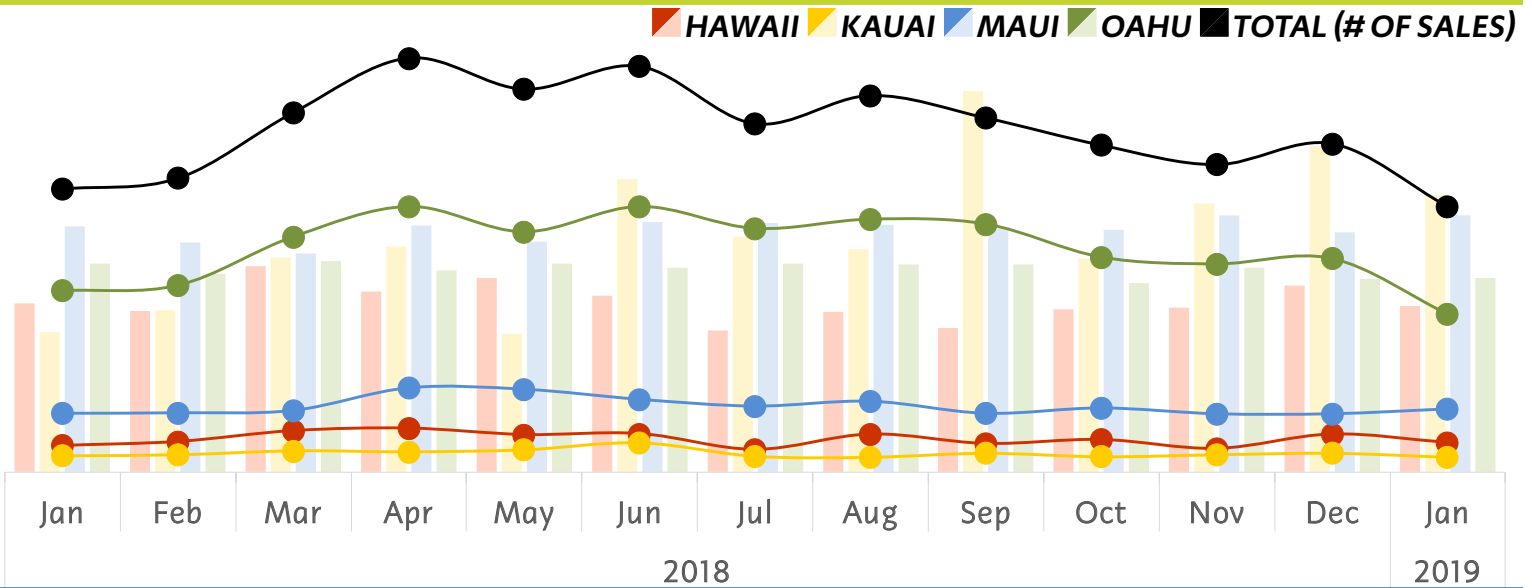
Call: (808) 521-0211 or Visit: TGHawaii.com

# STATEWIDE HOUSING STATISTICS

## JANUARY 2019

Compliments of Title Guaranty

### CONDOMINIUMS



# OF SALES   MEDIAN SALES PRICE (\$)	Hawaii	Kauai	Maui	Oahu	Total (# of Sales)
--------------------------------------	--------	-------	------	------	--------------------

2018					
Jan	55   \$347.0K	34   \$287.5K	121   \$506.0K	374   \$430.0K	584
Feb	63   \$332.5K	36   \$333.0K	122   \$472.5K	385   \$409.0K	606
Mar	85   \$425.0K	44   \$441.5K	127   \$450.0K	485   \$435.0K	741
Apr	90   \$372.5K	42   \$463.5K	174   \$508.5K	547   \$416.0K	853
May	77   \$400.0K	46   \$284.5K	171   \$475.0K	495   \$430.0K	789
Jun	79   \$362.5K	60   \$604.5K	150   \$515.0K	547   \$420.0K	836
Jul	47   \$292.2K	33   \$485.0K	136   \$513.2K	502   \$429.5K	718
Aug	78   \$330.0K	31   \$459.0K	146   \$510.0K	521   \$427.0K	776
Sep	59   \$297.5K	39   \$785.0K	121   \$501.0K	511   \$428.0K	730
Oct	67   \$335.0K	32   \$440.0K	132   \$499.0K	443   \$390.0K	674
Nov	49   \$339.0K	36   \$552.5K	120   \$528.7K	429   \$420.0K	634
Dec	78   \$384.0K	39   \$671.7K	120   \$493.5K	440   \$398.5K	677

2019					
Jan	61   \$341.5K	31   \$570.0K	130   \$528.5K	326   \$399.0K	548

Source: Respective Islands' board of REALTORS®

Statistics provided by Title Guaranty. Information deemed reliable but not guaranteed. All rights to these materials are reserved; no reproduction without prior written consent.



**TITLE GUARANTY**  
SERVING HAWAI'I SINCE 1896

*Title and Escrow is our business.  
Hawaii is our home.*

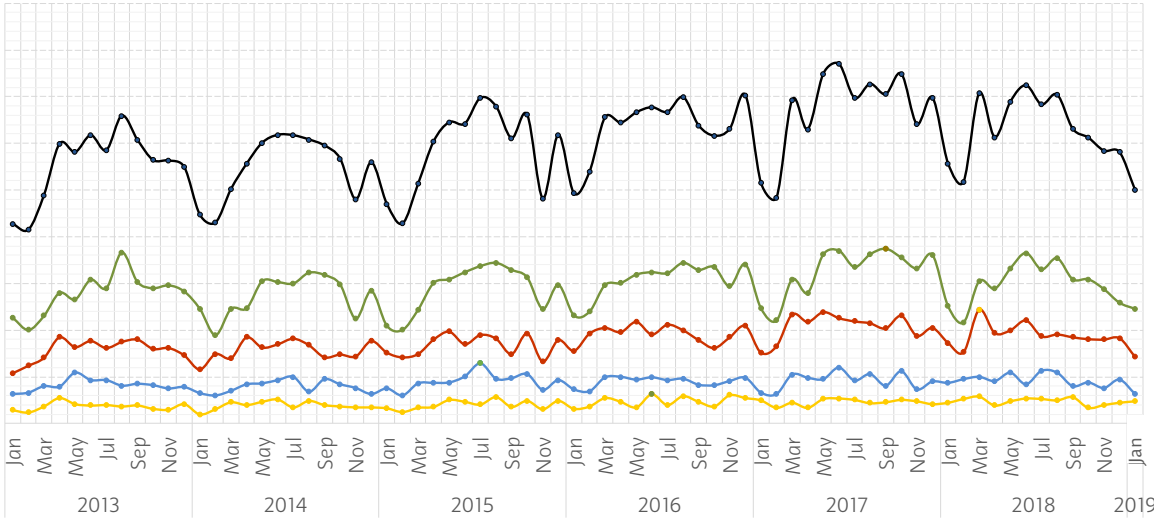
Call: (808) 521-0211 or Visit: TGHawaii.com

# STATEWIDE HOUSING STATISTICS

## JANUARY 2019

Compliments of Title Guaranty

### SINGLE FAMILY HOMES



**CURRENT MONTH**  
(VS LAST YEAR)

**STATEWIDE** ↓ 500

**OAHU** ↓ 246

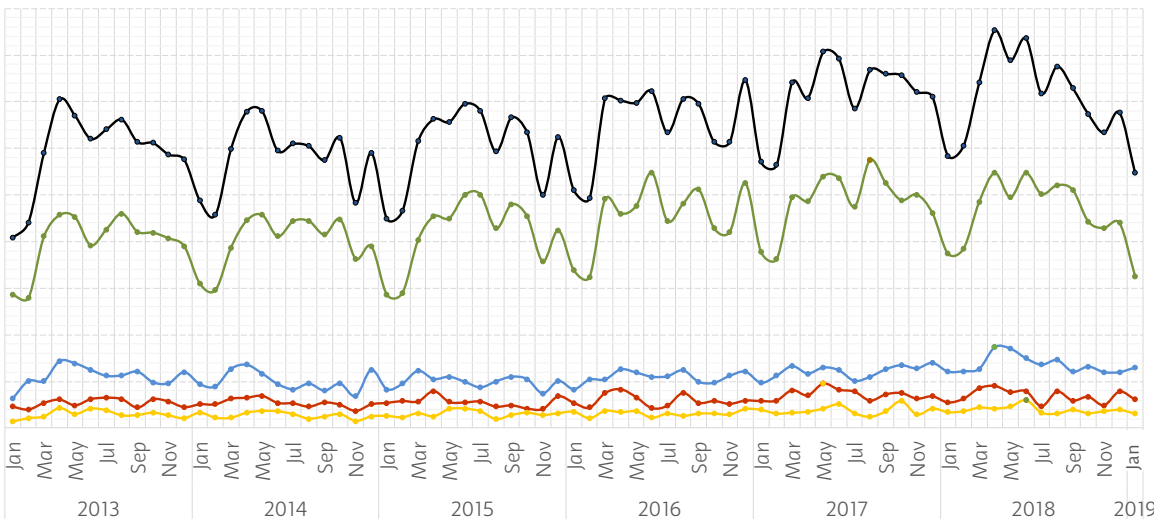
**HAWAII** ↓ 143

**MAUI** ↓ 63

**KAUAI** ↑ 48

● **HIGH**

### CONDOMINIUMS



**CURRENT MONTH**  
(VS LAST YEAR)

**STATEWIDE** ↓ 548

**OAHU** ↓ 326

**MAUI** ↑ 130

**HAWAII** ↑ 61

**KAUAI** ↓ 31

● **HIGH**

Source: Respective Islands' board of REALTORS®

Statistics provided by Title Guaranty. Information deemed reliable but not guaranteed. All rights to these materials are reserved; no reproduction without prior written consent.



**TITLE GUARANTY**  
SERVING HAWAI'I SINCE 1896

*Title and Escrow is our business.  
Hawaii is our home.*

Call: (808) 521-0211 or Visit: TGHawaii.com