

STATEWIDE HOUSING STATISTICS

MARCH 2019

Compliments of Title Guaranty

SINGLE FAMILY HOMES

# of Sales	Month			Y-T-D		
	2019	2018	% Change	2019	2018	% Change
Hawaii	205	250	▼18.0%	507	585	▼13.3%
Kauai	29	64	▼54.7%	105	162	▼35.2%
Maui	96	101	▼5.0%	238	286	▼16.8%
Oahu	276	305	▼9.5%	730	774	▼5.7%
Total	606	720	▼15.8%	1,580	1,807	▼12.6%

Median Sales Price	Month			Y-T-D		
	2019	2018	% Change	2019	2018	% Change
Hawaii	\$383,880	\$382,500	▲0.4%	\$370,000	\$335,000	▲10.4%
Kauai	\$629,900	\$758,000	▼16.9%	\$661,005	\$749,000	▼11.7%
Maui	\$712,718	\$680,000	▲4.8%	\$735,000	\$682,468	▲7.7%
Oahu	\$782,500	\$760,000	▲3.0%	\$780,000	\$765,000	▲2.0%

CONDOMINIUMS

# of Sales	Month			Y-T-D		
	2019	2018	% Change	2019	2018	% Change
Hawaii	71	85	▼16.5%	194	200	▼3.0%
Kauai	33	44	▼25.0%	85	114	▼25.4%
Maui	154	127	▲21.3%	405	372	▲8.9%
Oahu	467	485	▼3.7%	1,114	1,244	▼10.5%
Total	725	741	▼2.2%	1,798	1,930	▼6.8%

Median Sales Price	Month			Y-T-D		
	2019	2018	% Change	2019	2018	% Change
Hawaii	\$375,000	\$410,000	▼8.5%	\$357,500	\$373,750	▼4.3%
Kauai	\$535,000	\$441,500	▲21.2%	\$540,000	\$353,000	▲53.0%
Maui	\$508,500	\$450,000	▲13.0%	\$525,000	\$476,250	▲10.2%
Oahu	\$429,000	\$435,000	▼1.4%	\$411,250	\$425,000	▼3.2%

Source: Respective Islands' board of REALTORS®

Statistics provided by Title Guaranty. Information deemed reliable but not guaranteed. All rights to these materials are reserved; no reproduction without prior written consent.



TITLE GUARANTY
SERVING HAWAI'I SINCE 1896

*Title and Escrow is our business.
Hawaii is our home.*

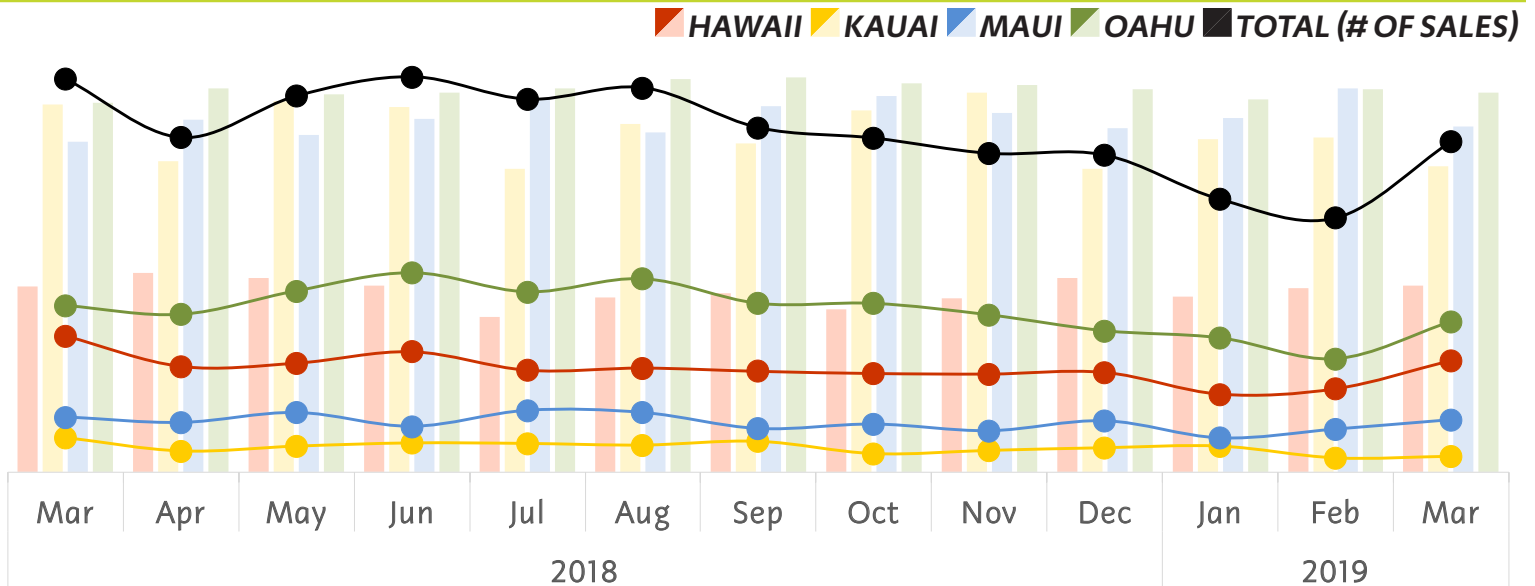
Call: (808) 521-0211 or Visit: TGHawaii.com

STATEWIDE HOUSING STATISTICS

MARCH 2019

Compliments of Title Guaranty

SINGLE FAMILY HOMES



	# OF SALES MEDIAN SALES PRICE (\$)				Total (# of Sales)
	Hawaii	Kauai	Maui	Oahu	
2018					
Mar	250 \$382.5K	64 \$758.0K	101 \$680.0K	305 \$760.0K	720
Apr	194 \$409.5K	39 \$640.0K	91 \$725.0K	289 \$790.0K	613
May	200 \$400.0K	48 \$765.0K	109 \$695.0K	332 \$778.0K	689
Jun	221 \$384.0K	54 \$752.5K	84 \$727.5K	365 \$782.4K	724
Jul	187 \$320.0K	53 \$625.0K	113 \$769.0K	330 \$789.5K	683
Aug	191 \$359.0K	50 \$716.5K	109 \$700.0K	354 \$810.0K	704
Sep	185 \$368.0K	57 \$677.0K	80 \$754.2K	309 \$812.5K	631
Oct	181 \$335.0K	34 \$745.0K	88 \$774.2K	309 \$800.0K	612
Nov	180 \$358.0K	40 \$782.5K	76 \$740.4K	288 \$797.0K	584
Dec	183 \$399.0K	45 \$625.0K	94 \$708.8K	259 \$788.0K	581
2019					
Jan	143 \$361.3K	48 \$685.8K	63 \$730.0K	246 \$767.5K	500
Feb	153 \$379.0K	26 \$689.0K	79 \$790.0K	208 \$789.0K	466
Mar	205 \$383.9K	29 \$629.9K	96 \$712.7K	276 \$782.5K	606

Source: Respective Islands' board of REALTORS®

Statistics provided by Title Guaranty. Information deemed reliable but not guaranteed. All rights to these materials are reserved; no reproduction without prior written consent.



TITLE GUARANTY
SERVING HAWAI'I SINCE 1896

*Title and Escrow is our business.
Hawaii is our home.*

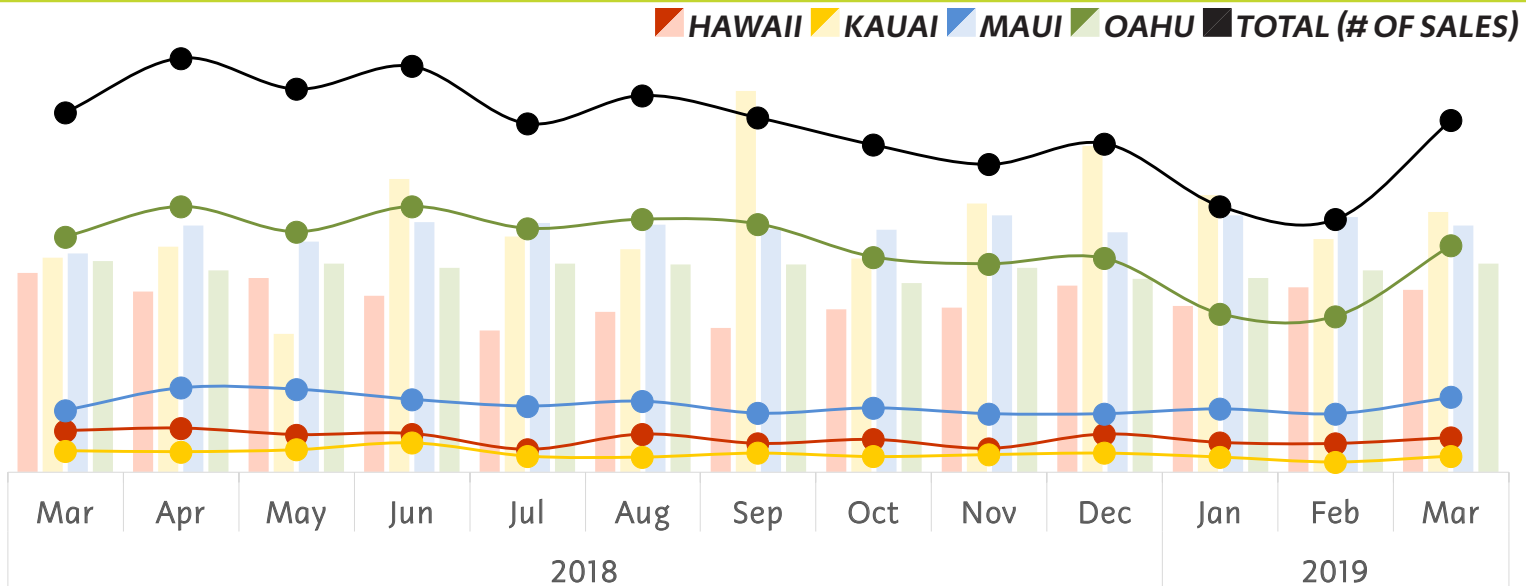
Call: (808) 521-0211 or Visit: TGHawaii.com

STATEWIDE HOUSING STATISTICS

MARCH 2019

Compliments of Title Guaranty

CONDOMINIUMS



# OF SALES MEDIAN SALES PRICE (\$)	Hawaii	Kauai	Maui	Oahu	Total (# of Sales)
--------------------------------------	--------	-------	------	------	--------------------

2018					
Mar	85 \$410.0K	44 \$441.5K	127 \$450.0K	485 \$435.0K	741
Apr	90 \$372.5K	42 \$463.5K	174 \$508.5K	547 \$416.0K	853
May	77 \$400.0K	46 \$284.5K	171 \$475.0K	495 \$430.0K	789
Jun	79 \$362.5K	60 \$604.5K	150 \$515.0K	547 \$420.0K	836
Jul	47 \$292.2K	33 \$485.0K	136 \$513.2K	502 \$429.5K	718
Aug	78 \$330.0K	31 \$459.0K	146 \$510.0K	521 \$427.0K	776
Sep	59 \$297.5K	39 \$785.0K	121 \$501.0K	511 \$428.0K	730
Oct	67 \$335.0K	32 \$440.0K	132 \$499.0K	443 \$390.0K	674
Nov	49 \$339.0K	36 \$552.5K	120 \$528.7K	429 \$420.0K	634
Dec	78 \$384.0K	39 \$671.7K	120 \$493.5K	440 \$398.5K	677
2019					
Jan	61 \$341.5K	31 \$570.0K	130 \$528.5K	326 \$399.0K	548
Feb	59 \$380.0K	21 \$480.0K	120 \$524.5K	321 \$415.0K	521
Mar	71 \$375.0K	33 \$535.0K	154 \$508.5K	467 \$429.0K	725

Source: Respective Islands' board of REALTORS®

Statistics provided by Title Guaranty. Information deemed reliable but not guaranteed. All rights to these materials are reserved; no reproduction without prior written consent.



TITLE GUARANTY
SERVING HAWAI'I SINCE 1896

*Title and Escrow is our business.
Hawaii is our home.*

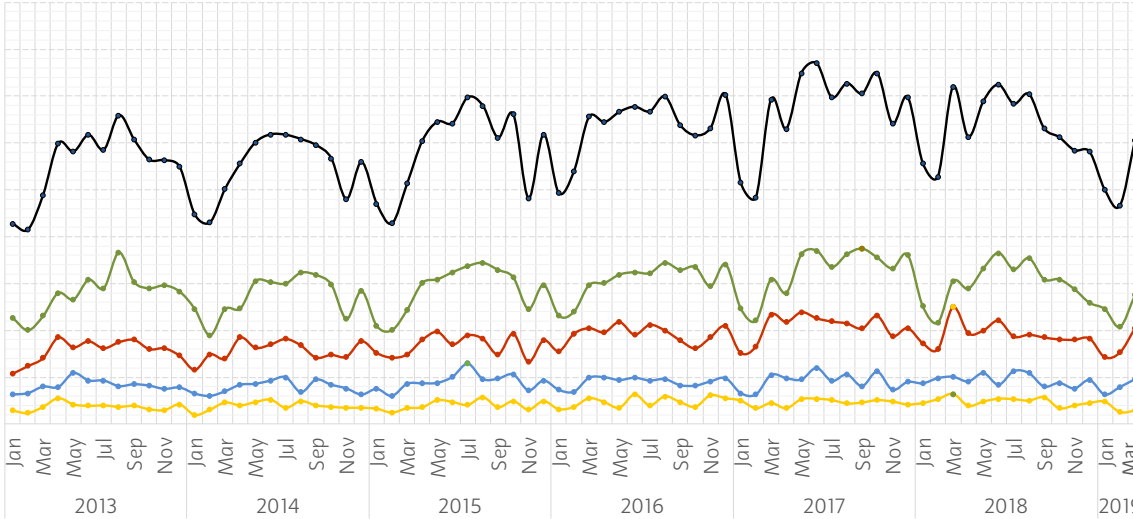
Call: (808) 521-0211 or Visit: TGHawaii.com

STATEWIDE HOUSING STATISTICS

MARCH 2019

Compliments of Title Guaranty

SINGLE FAMILY HOMES



CURRENT MONTH
(VS LAST YEAR)

STATEWIDE ↓ 606

OAHU ↓ 276

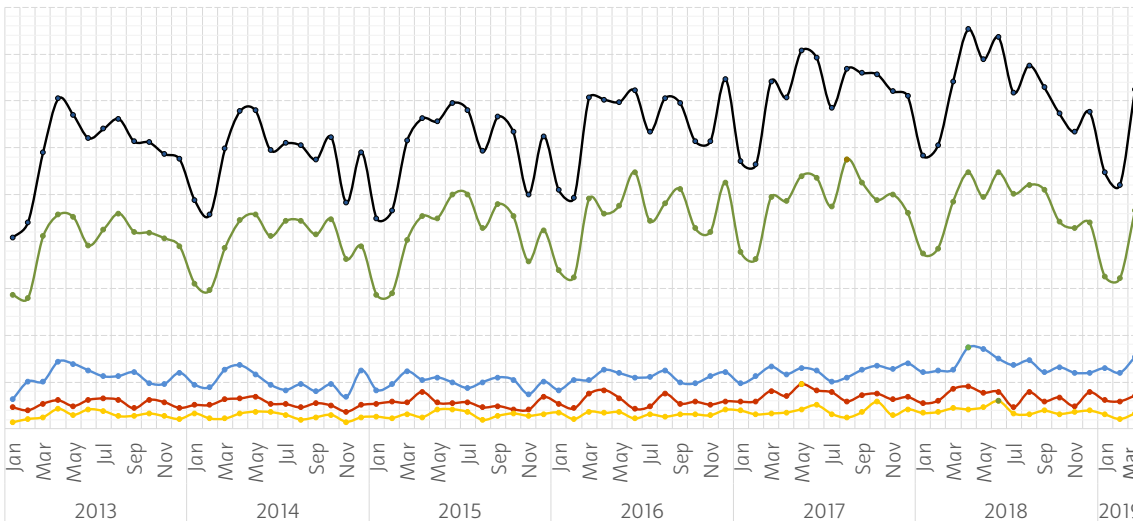
HAWAII ↓ 205

MAUI ↓ 96

KAUAI ↓ 29

● **HIGH**

CONDOMINIUMS



CURRENT MONTH
(VS LAST YEAR)

STATEWIDE ↓ 725

OAHU ↓ 467

MAUI ↑ 154

HAWAII ↓ 71

KAUAI ↓ 33

● **HIGH**

Source: Respective Islands' board of REALTORS®

Statistics provided by Title Guaranty. Information deemed reliable but not guaranteed. All rights to these materials are reserved; no reproduction without prior written consent.



TITLE GUARANTY
SERVING HAWAII SINCE 1896

*Title and Escrow is our business.
Hawaii is our home.*

Call: (808) 521-0211 or Visit: TGHawaii.com