



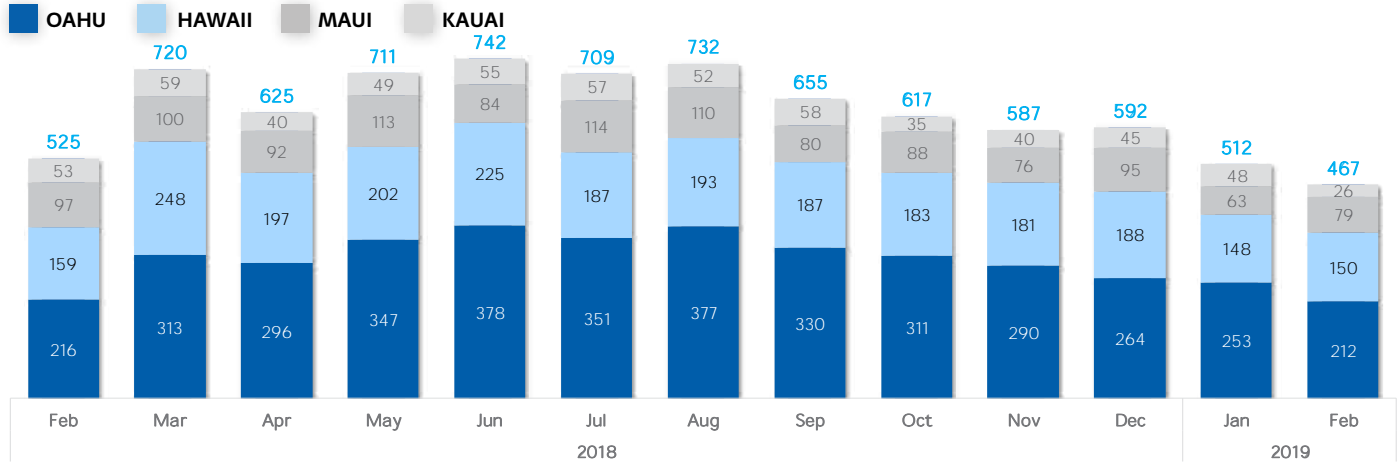
TITLE GUARANTY

TITLE & ESCROW SERVICES

RESIDENTIAL SALES REPORT FEBRUARY 2019

WINDWARD OAHU

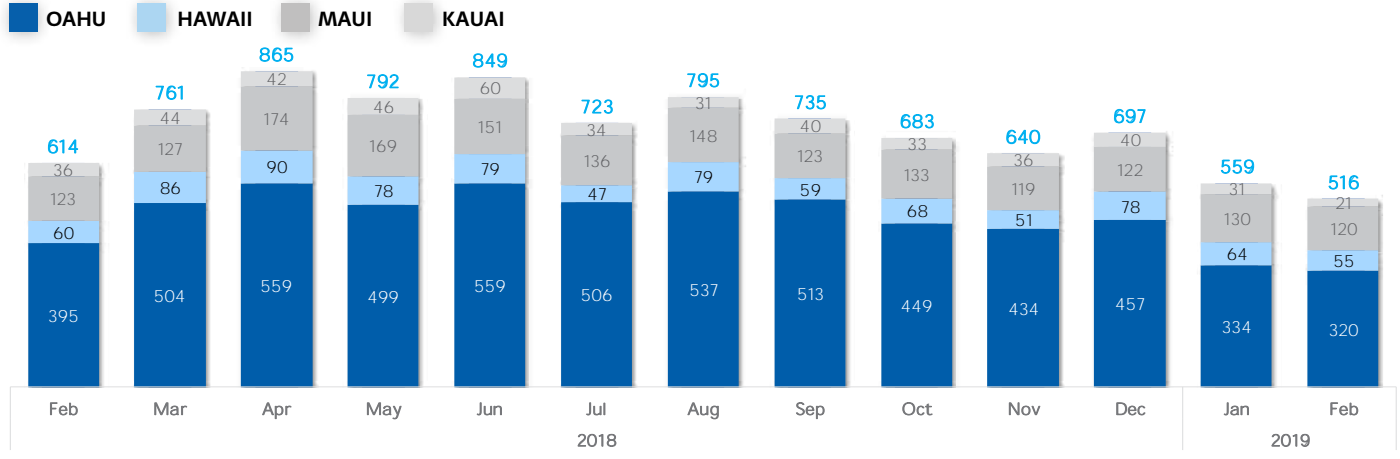
ISLAND SALES
SINGLE FAMILY HOME
CONDOMINIUM



OF SALES
212
 ↓ 16.2% VS. LAST MONTH
 ↓ 1.8% VS. LAST YEAR

MEDIAN SALES PRICE
\$787,000
 ↑ 2.2% VS. LAST MONTH
 ↑ 1.2% VS. LAST YEAR

TOTAL \$ OF SALES
\$201,584,054
 ↓ 19.1% VS. LAST MONTH
 ↓ 6.4% VS. LAST YEAR



OF SALES
320
 ↓ 4.2% VS. LAST MONTH
 ↓ 19.0% VS. LAST YEAR

MEDIAN SALES PRICE
\$415,000
 ↑ 3.8% VS. LAST MONTH
 ↓ 1.2% VS. LAST YEAR

TOTAL \$ OF SALES
\$159,174,924
 ↓ 4.0% VS. LAST MONTH
 ↓ 29.3% VS. LAST YEAR

information effective 01/02/2019



KRISTINA C. WOO-ARK

Account Manager
Windward & Metro

(808) 282-3613
kwoo-ark@tghawaii.com

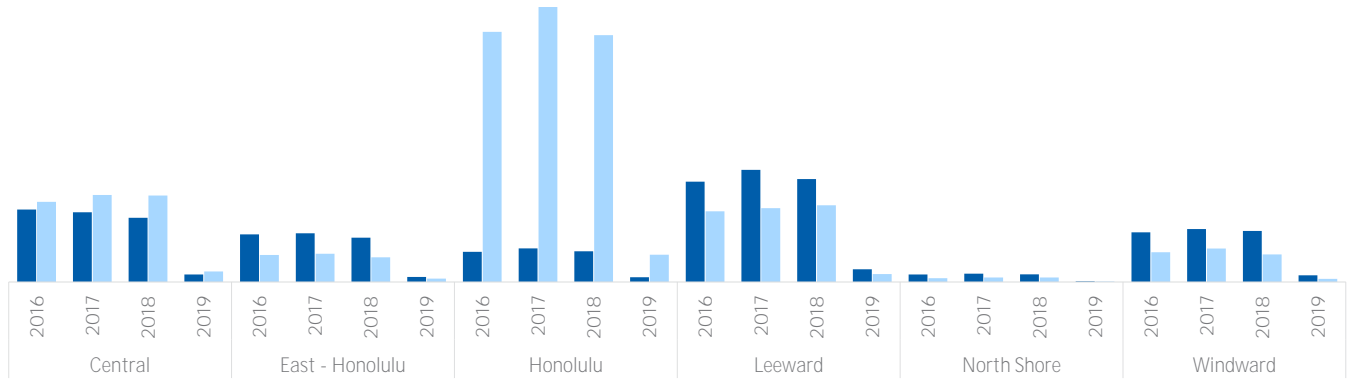


TITLE GUARANTY

TITLE & ESCROW SERVICES

REGIONAL SALES

SALES (#) COMPARISON (YEAR OVER YEAR)



	YEAR	SINGLE FAMILY HOMES	CONDOMINIUM	TOTAL
CENTRAL	2016	899	995	1,894
	2017	865	1,081	1,946
	2018	798	1,073	1,871
	2019	94	130	224
EAST - HONOLULU	2016	591	335	926
	2017	604	351	955
	2018	550	307	857
	2019	62	42	104
HONOLULU	2016	374	3,105	3,479
	2017	417	3,415	3,832
	2018	381	3,065	3,446
	2019	60	339	399

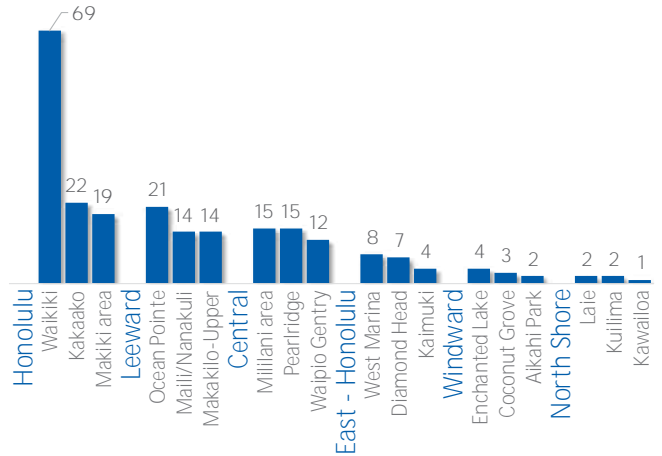
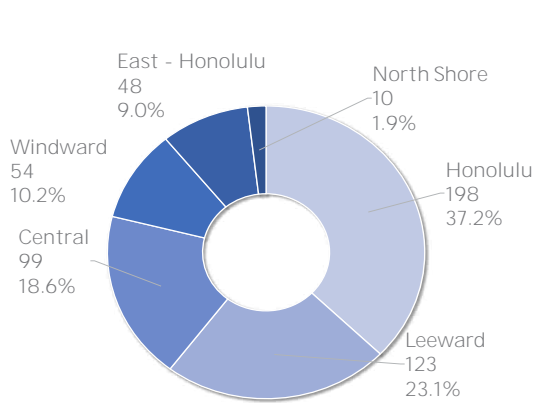
	YEAR	SINGLE FAMILY HOMES	CONDOMINIUM	TOTAL
LEEWARD	2016	1,245	878	2,123
	2017	1,392	917	2,309
	2018	1,278	952	2,230
	2019	158	99	257
NORTH SHORE	2016	94	48	142
	2017	103	56	159
	2018	95	56	151
	2019	8	6	14
WINDWARD	2016	617	369	986
	2017	658	415	1,073
	2018	634	343	977
	2019	83	38	121

* YTD Sales (#) vs. same period of previous years

Property Type



OF SALES BY REGION



* Excluding Vacant Land Sales

* Top 3 Neighborhoods Shown—Excluding Vacant Land Sales

RESIDENTIAL SALES REPORT

WINDWARD OAHU

FEBRUARY 2019

SALES BY REGION (CURRENT MONTH)

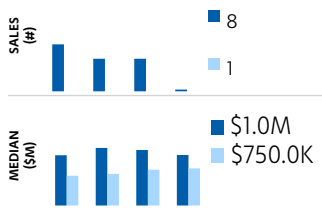
	SINGLE FAMILY HOMES			CONDOMINIUM		
	#	\$ AMT	MEDIAN	#	\$ AMT	MEDIAN
ENCHANTED LAKE	4 ▲	\$5.4M ▲	\$1.1M ▲	--	--	--
COCONUT GROVE	3 ▼	\$2.5M ▼	\$850.0K ▼	--	--	--
KANEOHE TOWN	2 -	\$1.6M -	\$802.0K -	--	--	--
BAY VIEW GARDENS	2 -	\$1.9M -	\$959.8K -	--	--	--
KOOLAUPOKU	2 ▲	\$2.3M ▲	\$1.1M ▼	--	--	--
MAHINUI	2 ▲	\$2.1M ▲	\$1.1M ▲	--	--	--
WAIKALUA	2 ▲	\$2.3M ▲	\$1.2M ▲	--	--	--
AIKAHI PARK	1 -	\$1.3M -	\$1.3M -	1 -	\$552.5K -	\$552.5K -
KAMOOALII	2 -	\$1.5M -	\$729.0K -	--	--	--
TEMPLE VALLEY	--	--	--	2 -	\$1.1M -	\$528.8K -

▲ Increase/Decrease vs. Last Year ● No Change or No Value vs. Last Year

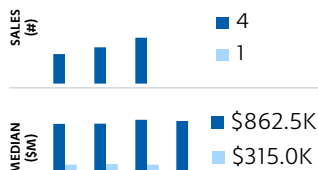
SALES COMPARISON (YEAR OVER YEAR & 2019 YTD SHOWN)

TOP 5 NEIGHBORHOODS BY # OF SALES (CURRENT MONTH)

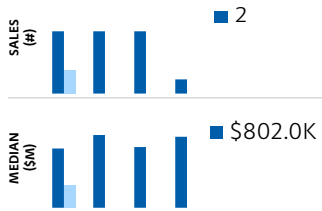
ENCHANTED LAKE



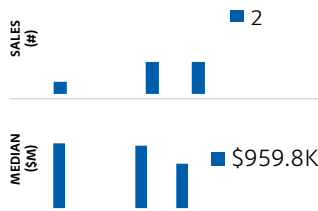
COCONUT GROVE



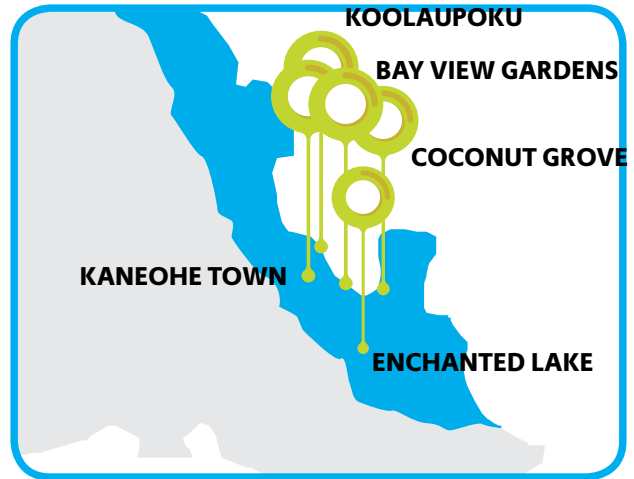
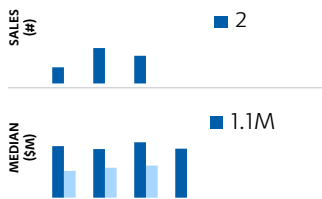
KANEOHE TOWN



BAY VIEW GARDENS



KOOLAUPOKU



YEAR TO DATE STATISTICS (VS. SAME PERIOD LAST YEAR)

SINGLE FAMILY HOMES

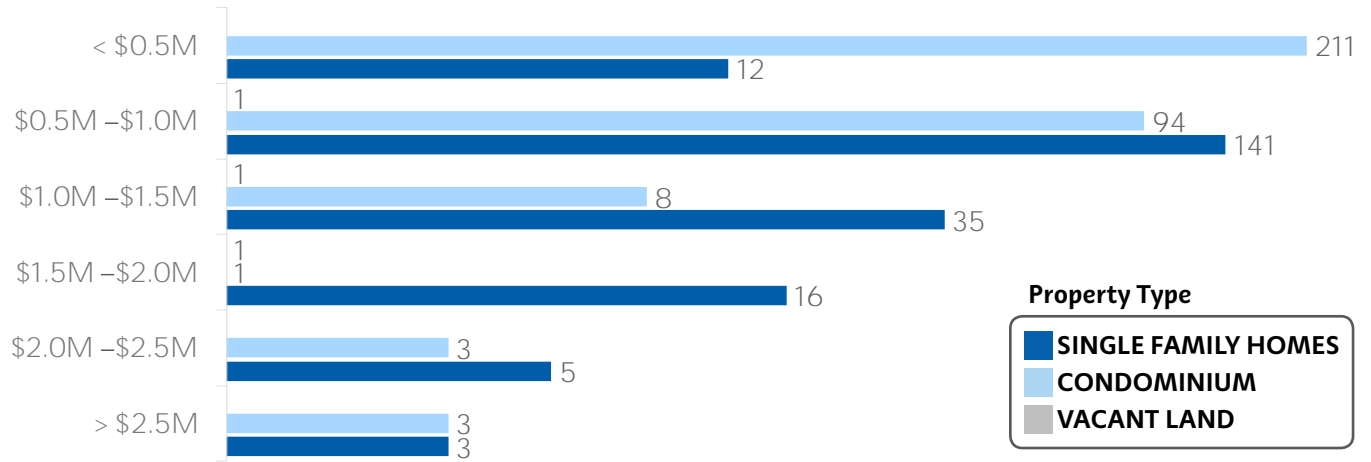
OF SALES **83** ▲ 2.5% MEDIAN SALES PRICE **\$960.0K** ▲ 8.5%
TOTAL \$ OF SALES **\$86.5M** ▼ 11.0%

CONDOMINIUM

OF SALES **38** ▼ 5.0% MEDIAN SALES PRICE **\$580.0K** ▲ 10.5%
TOTAL \$ OF SALES **\$23.0M** ▲ 7.4%

* Annual trend shown include 2015 to present; Top 5 Neighborhood Shown

ISLAND SALES (#) BY PRICE RANGE



Property Type

- SINGLE FAMILY HOMES
- CONDOMINIUM
- VACANT LAND

TG TEAM — Windward Oahu

Let Us Be A Part Of Your Solution!



CHRISTOPHER P. AGUILERA
Senior Vice President
Escrow State Manager
O: (808) 533-5861 C: (808) 388-5444
caguilera@tghawaii.com



BRANDON CHOI
Branch Manager
King Street
O: (808) 592-5233 C: (808) 295-2241
bchoi@tghawaii.com



KRISTINA C. WOO-ARK
Account Manager
Windward & Metro
(808) 282-3613
kwoo-ark@tghawaii.com



BRIAN S. CHAN
Escrow Officer
King Street
O: (808) 592-5236 C: (808) 260-5673
bchan@tghawaii.com



MADLINE "MADDY" ARAKAKI
Escrow Officer
Kailua
O: (808) 266-2404 C: (808) 286-2590
marakaki@tghawaii.com



TRISH FURTADO
Escrow Officer
Kailua
O: (808) 592-5241 C: (808) 271-2461
tfurtado@tghawaii.com

Visit a TG Windward Oahu Branch Near You!

KAILUA

111 Hekili Street, Ste. 101
Kailua, HI 96734

808-266-2060

kailua@tghawaii.com

KING STREET

1350 S King Street, Suite 105
Honolulu, HI 96814

808-592-5252

kingst@tghawaii.com