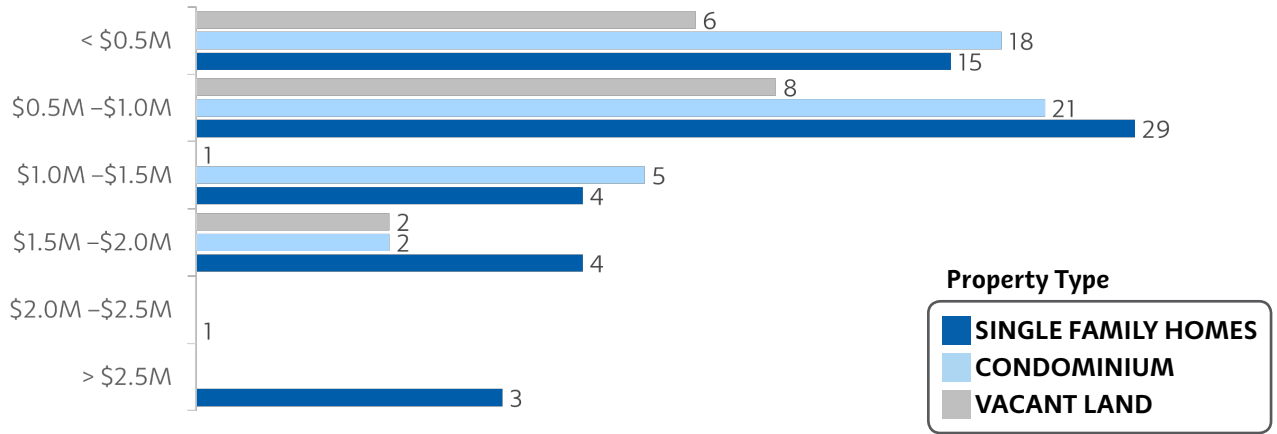


ISLAND SALES (#) BY PRICE RANGE



TG TEAM — Kauai

Let Us Be A Part Of Your Solution!



MATT H. TAKATA
Senior Vice President
State Manager Neighbor Island
O: (808) 241-4369 C: (808) 284-3178
mtakata@tghawaii.com



MICHELLE DELA SIERRA
Kauai Regional Manager
Escrow Services
O: (808) 855-2525 C: (808) 652-2463
mdelasierra@tghawaii.com



KATHERINE APAO
Account Manager
Kauai
O: (808) 245-3381 C: (808) 652-7485
kapao@tghawaii.com



JERI MIYAJI-VENTURA
Escrow Officer
Lihue
O: (808) 241-1573 C: (808) 652-7936
jmiyaji-ventura@tghawaii.com



GLEND A MATSUSHIMA
Escrow Officer
Princeville
O: (808) 826-5313 C: (808) 292-9689
gmatsushima@tghawaii.com

Visit a TG Kauai Branch Near You!

KOLOA
3417 E Poipu Road, Suite 106
Koloa, HI 96756

808-742-8485

koloa@tghawaii.com

LIHUE

4414 Kukui Grove St., Suite 104
Lihue, HI 96766

808-245-3381

lihue@tghawaii.com

PRINCEVILLE

5-4280 Kuhio Hwy., Suite G-204
PO Box 223330
Princeville, HI 96722

808-826-5300

princeville@tghawaii.com



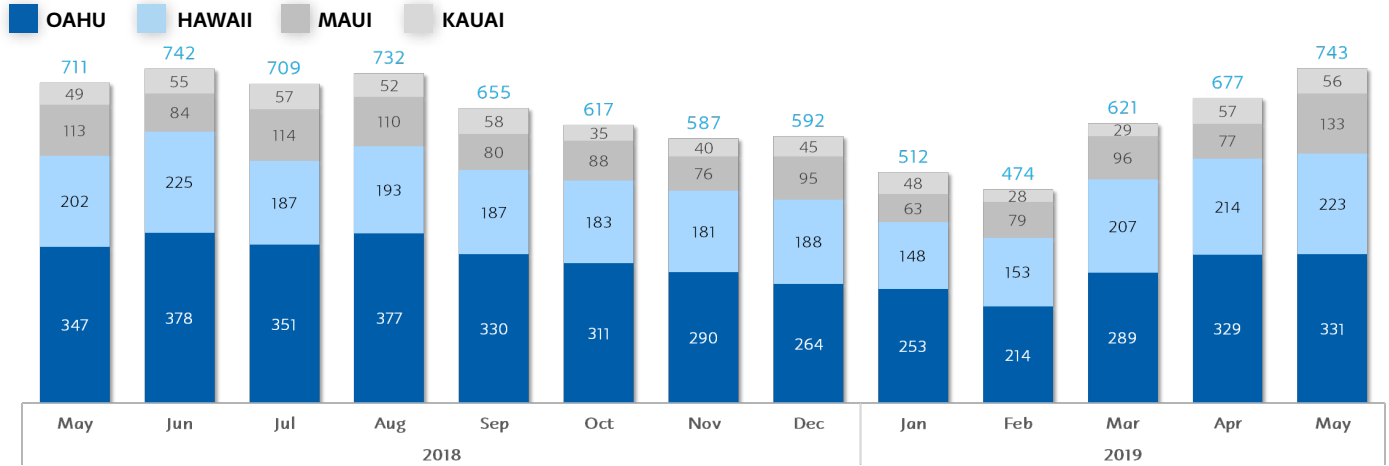
TITLE GUARANTY

TITLE & ESCROW SERVICES

RESIDENTIAL SALES REPORT MAY 2019

KAUAI

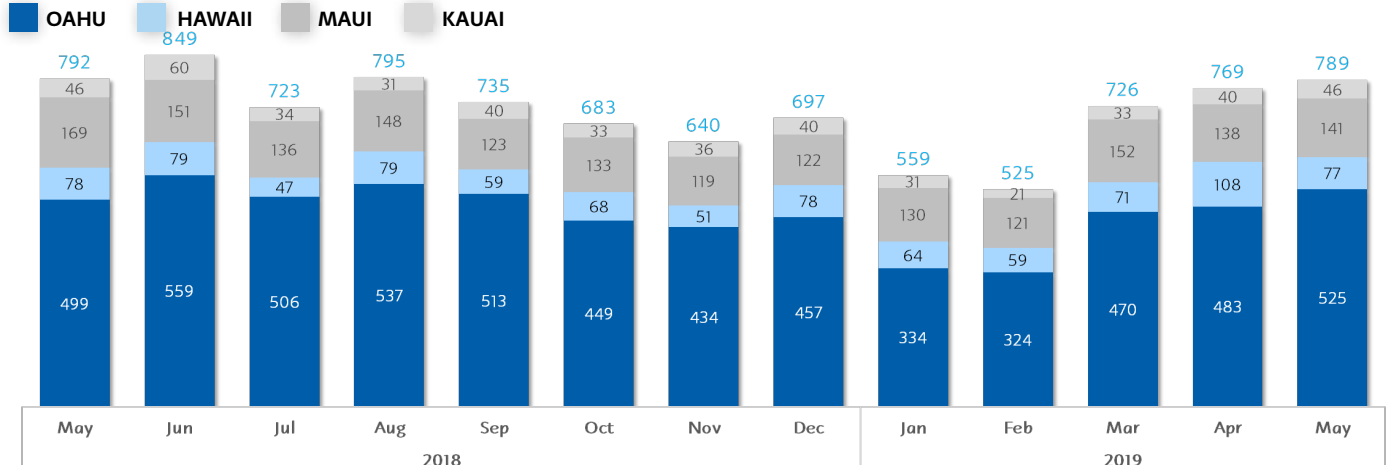
ISLAND SALES SINGLE FAMILY HOME CONDOMINIUM



OF SALES
56
↓ 1.8% VS. LAST MONTH
↑ 14.3% VS. LAST YEAR

MEDIAN SALES PRICE
\$636,755
↑ 1.1% VS. LAST MONTH
↓ 15.1% VS. LAST YEAR

TOTAL \$ OF SALES
\$49,671,110
↑ 6.4% VS. LAST MONTH
↓ 16.0% VS. LAST YEAR



OF SALES
46
↑ 15.0% VS. LAST MONTH
0.0% VS. LAST YEAR

MEDIAN SALES PRICE
\$582,500
↓ 7.2% VS. LAST MONTH
↑ 104.7% VS. LAST YEAR

TOTAL \$ OF SALES
\$30,327,795
↑ 16.0% VS. LAST MONTH
↑ 83.6% VS. LAST YEAR

information effective 05/05/2019



KATHERINE APAO

Account Manager
Kauai

O: (808) 245-3381 C: (808) 652-7485
kapao@tghawaii.com

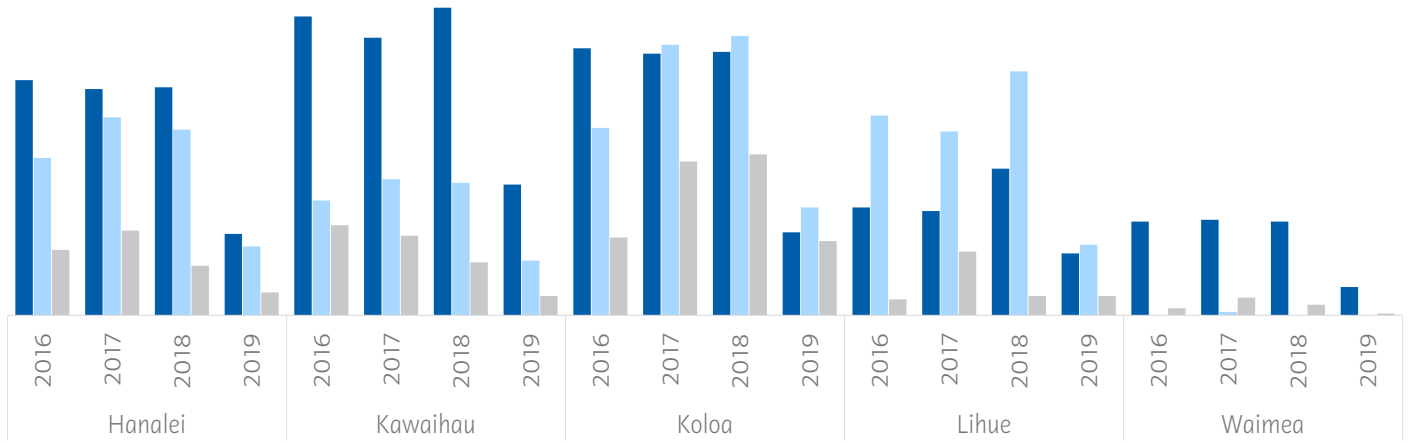


TITLE GUARANTY

TITLE & ESCROW SERVICES

REGIONAL SALES

SALES (#) COMPARISON (YEAR OVER YEAR)

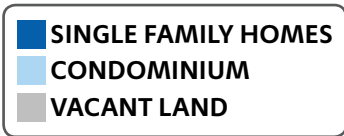


	YEAR	SINGLE FAMILY HOMES	CONDOMINIUM	VACANT LAND	TOTAL
HANALEI	2016	133	89	37	259
	2017	128	112	48	288
	2018	129	105	28	262
	2019	46	39	13	98
KAWAIHAU	2016	169	65	51	285
	2017	157	77	45	279
	2018	174	75	30	279
	2019	74	31	11	116
KOLOA	2016	151	106	44	301
	2017	148	153	87	388
	2018	149	158	91	398
	2019	47	61	42	150

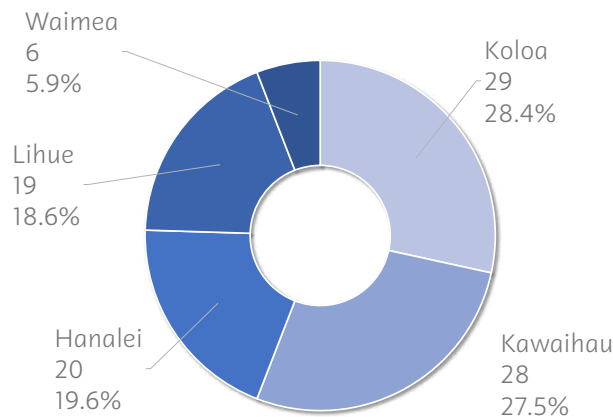
	YEAR	SINGLE FAMILY HOMES	CONDOMINIUM	VACANT LAND	TOTAL
LIHUE	2016	61	113	9	183
	2017	59	104	36	199
	2018	83	138	11	232
	2019	35	40	11	86
WAIMEA	2016	53		4	57
	2017	54	2	10	66
	2018	53		6	59
	2019	16		1	17

* YTD Sales (#) vs. same period of previous years

Property Type



OF SALES BY REGION



* Excluding Vacant Land Sales

RESIDENTIAL SALES REPORT

KAUAI

MAY 2019

SALES BY REGION (CURRENT MONTH)

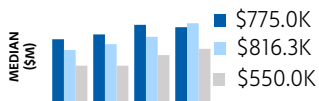
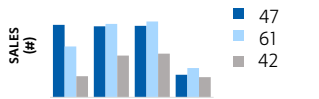
	SINGLE FAMILY HOMES			CONDOMINIUM			VACANT LAND		
	#	\$ AMT	MEDIAN	#	\$ AMT	MEDIAN	#	\$ AMT	MEDIAN
KOLOA	10 ▼	\$13.5M ▼	\$872.5K ▼	19 ▲	\$15.4M ▲	\$720.0K ▲	11 ▲	\$7.9M ▲	\$650.0K ▲
HANAIEI	10 ●	\$13.5M ▼	\$939.5K ▼	10 ▲	\$7.7M ▲	\$669.5K ▲	5 ▲	\$4.3M ▲	\$750.0K ▲
KAWAIIHAU	20 ▲	\$15.2M ▲	\$592.5K ▼	8 ▲	\$3.9M ▲	\$392.5K ▲	--	--	--
LIHUE	10 ●	\$5.5M ▼	\$523.3K ▼	9 ▼	\$3.2M ▼	\$350.0K ▲	1 ▼	\$218.0K ▼	\$218.0K ▼
WAIMEA	6 ▼	\$2.0M ▼	\$340.0K ▼	--	--	--	--	--	--

▲ Increase/Decrease vs. Last Year ● No Change or No Value vs. Last Year

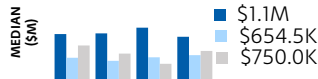
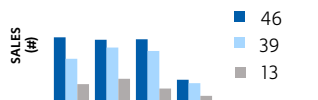
SALES COMPARISON (YEAR OVER YEAR & 2019 YTD SHOWN)

TOP NEIGHBORHOODS BY # OF SALES (CURRENT MONTH)

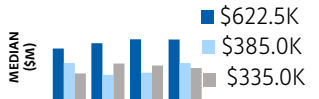
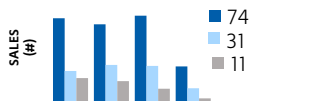
KOLOA



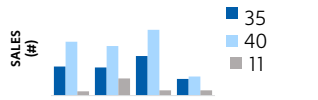
HANAIEI



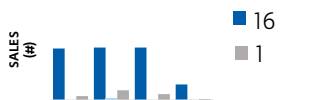
KAWAIIHAU



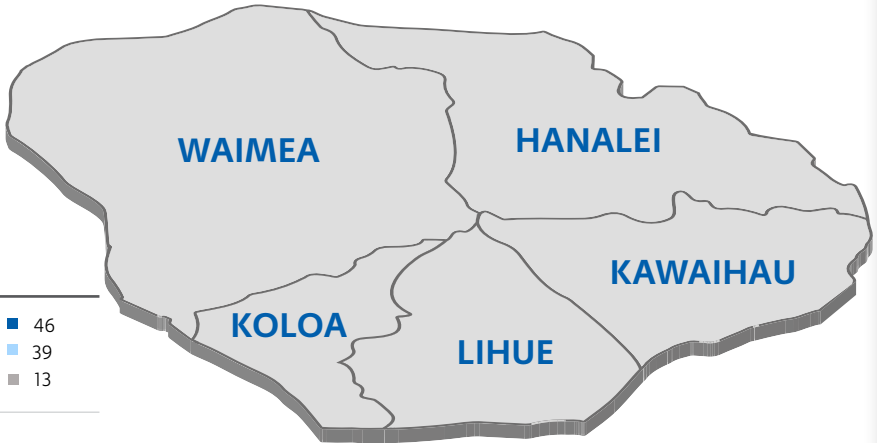
LIHUE



WAIMEA



* Annual trend shown include 2016 to present



YEAR TO DATE STATISTICS (VS. SAME PERIOD LAST YEAR)

SINGLE FAMILY HOMES

OF SALES: 218 ▼ 11.4%
 MEDIAN SALES PRICE: \$660.0K ▼ 9.8%
 TOTAL \$ OF SALES: \$204.0M ▼ 34.0%

CONDOMINIUM

OF SALES: 171 ▼ 15.3%
 MEDIAN SALES PRICE: \$550.0K ▲ 70.0%
 TOTAL \$ OF SALES: \$111.7M ▲ 23.6%

VACANT LAND

OF SALES: 78 ▲ 13.0%
 MEDIAN SALES PRICE: \$472.5K ▲ 24.3%
 TOTAL \$ OF SALES: \$46.5M ▲ 8.3%