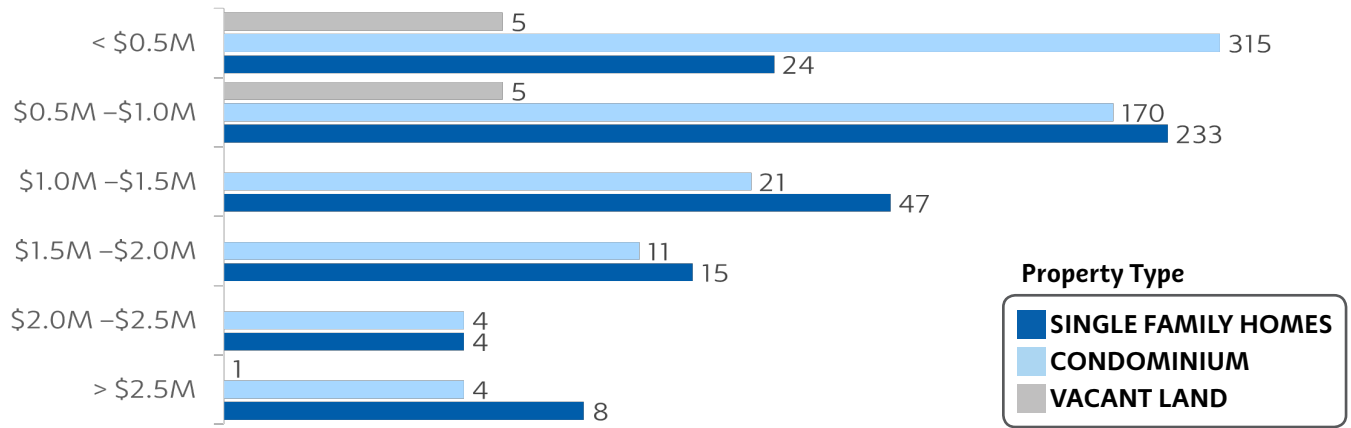


## ISLAND SALES (#) BY PRICE RANGE



## TG TEAM — Oahu

Let Us Be A Part Of Your Solution!

**CHRISTOPHER P. AGUILERA**  
Senior Vice President  
Escrow State Manager  
O: (808) 533-5861 C: (808) 388-5444  
caguilera@tghawaii.com

**BRANDON CHOI**  
Branch Manager  
King Street  
O: (808) 592-5233 C: (808) 295-2241  
bchoi@tghawaii.com

**KRISTINA C. WOO-ARK**  
Account Manager  
Windward & Metro  
(808) 282-3613  
kwoo-ark@tghawaii.com

**BRIAN S. CHAN**  
Escrow Officer  
King Street  
O: (808) 592-5236 C: (808) 260-5673  
bchan@tghawaii.com

**TRISH FURTADO**  
Escrow Officer  
Kailua  
O: (808) 592-5241 C: (808) 271-2461  
tfurtado@tghawaii.com

**WILLARD HARAGUCHI**  
Senior Vice President  
Title Operations  
O: (808) 539-7727 C: (808) 271-4527  
wharaguchi@tghawaii.com

**DAVID T. OI**  
Branch Manager  
Main  
O: (808) 592-5235 C: (808) 208-9877  
doi@tghawaii.com

**VICKIE MARINO**  
Account Manager  
East Oahu  
(808) 286-4954  
vmarino@tghawaii.com

**ROXANNE OLAYAN**  
Senior Escrow Officer  
Kahala  
O: (808) 733-6038 C: (808) 294-2917  
rolayan@tghawaii.com

**MADELINE "MADDY" ARAKAKI**  
Escrow Officer  
Kailua  
O: (808) 266-2404 C: (808) 286-2590  
marakaki@tghawaii.com

**BARBARA PAULO**  
Vice President  
Commercial Division Manager  
O: (808) 521-0209 C: (808) 754-7462  
bpaulo@tghawaii.com

**NARA P. KIM**  
Branch Manager  
Kapolei  
O: (808) 630-2156 C: (808) 439-9990  
nkim@tghawaii.com

**GEMINIANO "BOBBY" ARRE**  
Escrow Officer  
Main  
O: (808) 535-1840 C: (808) 342-3082  
garre@tghawaii.com

**DIANA S. KANAGAWA**  
Escrow Officer  
Kahala  
O: (808) 733-6028 C: (808) 347-5974  
dkanagawa@tghawaii.com

**BRIAR K. NAKAMOTO**  
Escrow Officer  
Mililani  
O: (808) 630-2259 C: (808) 294-3589  
bnakamoto@tghawaii.com

**JEREMY R. TRUEBLOOD**  
Vice President  
Commercial Manager  
(808) 521-0208  
jtrueblood@tghawaii.com

**RYAN M. NAGATORI**  
Branch Manager  
Kahala  
O: (808) 733-6035 C: (808) 681-2488  
rnagatori@tghawaii.com

**JULIE OSHIRO**  
Escrow Officer  
Main  
O: (808) 535-1841 C: (808) 348-7954  
joshiro@tghawaii.com

**JEFF LEE**  
Escrow Officer  
Kahala  
O: (808) 733-6030 C: (808) 753-5206  
jylee@tghawaii.com

**JILL M. KIRIHARA**  
Escrow Officer  
Mililani  
O: (808) 630-2157 C: (808) 282-7492  
jkirihara@tghawaii.com

**ANN OSHIRO**  
Assistant Vice President  
Main  
(808) 521-0213  
aoshiro@tghawaii.com

**SHERRIE M. KIMATA**  
Branch Manager  
Pearlridge  
O: (808) 275-4441 C: (808) 754-9976  
skimata@tghawaii.com

**LOBELLA "BELLA" KINOSHITA**  
Escrow Officer  
Main  
O: (808) 521-0229 C: (808) 292-9447  
lkinoshita@tghawaii.com

**MIKI K. VILLARD**  
Escrow Officer  
Kahala  
O: (808) 733-6047 C: (808) 286-1047  
mvillard@tghawaii.com

**KYLE HOBSON DUDOIT**  
Escrow Officer  
Pearlridge  
(808) 275-4186  
khobson@tghawaii.com

**ALAN S. CHUN**  
Branch Manager  
Hawaii Kai  
O: (808) 394-5240 C: (808) 286-4940  
achun@tghawaii.com

**CARLA M. VIERRA**  
Account Manager  
North & West Oahu  
(808) 265-7095  
cvierra@tghawaii.com

**REY DAVID M. YEBAN**  
Escrow Officer  
Main  
(808) 521-0230  
dyeban@tghawaii.com

**KAELEE M. WON**  
Escrow Officer  
Kahala  
O: (808) 733-6044 C: (808) 688-4709  
kmmwon@tghawaii.com

**MAE S. NAKAGAWA**  
Assistant Vice President  
Exchange  
O: (808) 539-7758 C: (808) 688-4672  
mnaagawa@tghawaii.com

**YALI KUANG**  
Escrow Officer  
Main  
O: (808) 539-7781 C: (808) 291-4133  
ykuang@tghawaii.com

**RELLY HIROKAWA**  
Escrow Officer  
Kahala  
O: (808) 521-0294 C: (808) 347-2711  
rhirokawa@tghawaii.com

**DANETTE TAMAYOSHI**  
Exchange Officer  
Exchange  
(808) 539-7756  
dtamayoshi@tghawaii.com

## Visit a TG Oahu Branch Near You!

### HAWAII KAI

808-394-5252

hawaiikai@tghawaii.com

### KAPOLEI

808-690-9222

kapolei@tghawaii.com

### KING STREET

808-592-5252

kingst@tghawaii.com

### MILILANI

808-630-2344

mililani@tghawaii.com

### KAHALA

808-733-6020

kahala@tghawaii.com

### KAILUA

808-266-2060

kailua@tghawaii.com

### MAIN

808-521-0211

main@tghawaii.com

### PEARLRIDGE

808-483-8121

pearlridge@tghawaii.com



## RESIDENTIAL SALES REPORT

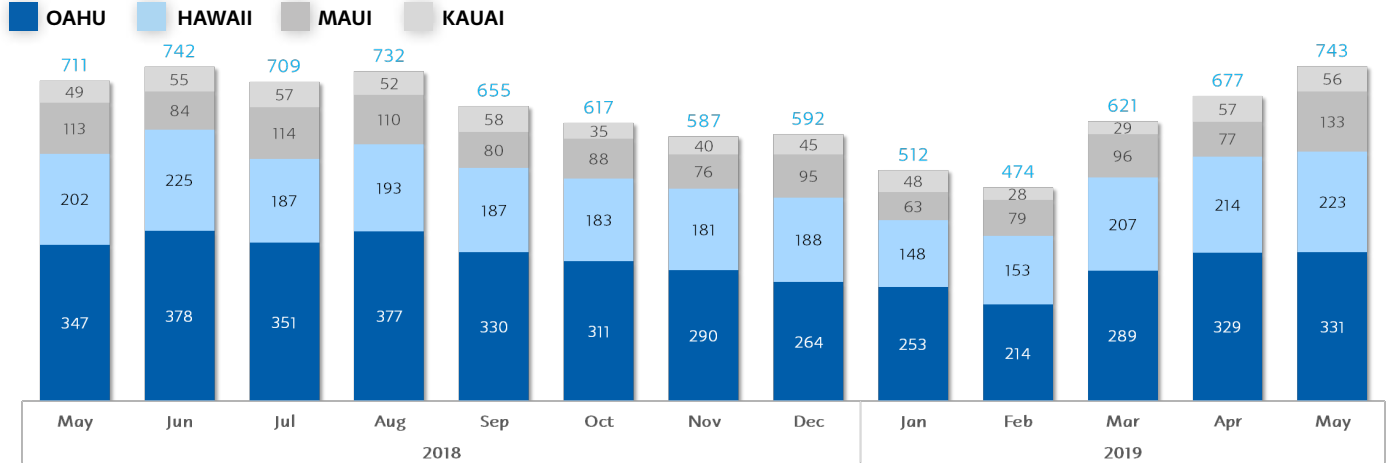
MAY 2019

# OAHU

ISLAND SALES

**SINGLE FAMILY HOME**

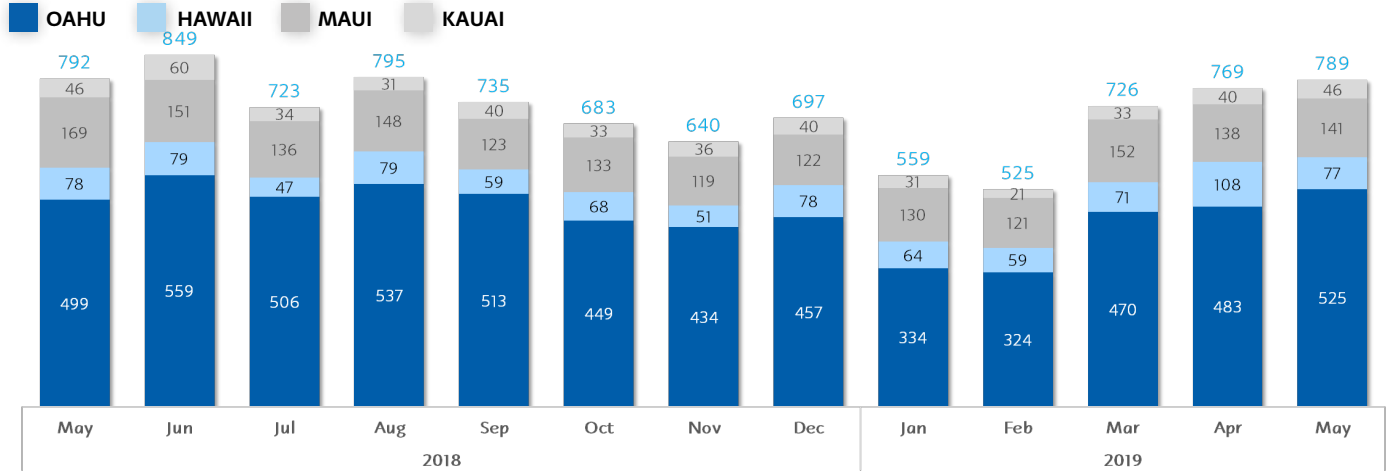
**CONDOMINIUM**



**# OF SALES**  
**331**  
 ↑ 0.6% VS. LAST MONTH  
 ↓ 4.6% VS. LAST YEAR

**MEDIAN SALES PRICE**  
**\$765,000**  
 0.0% VS. LAST MONTH  
 ↓ 1.5% VS. LAST YEAR

**TOTAL \$ OF SALES**  
**\$305,255,657**  
 ↑ 6.6% VS. LAST MONTH  
 ↓ 18.7% VS. LAST YEAR



**# OF SALES**  
**525**  
 ↑ 8.7% VS. LAST MONTH  
 ↑ 5.2% VS. LAST YEAR

**MEDIAN SALES PRICE**  
**\$430,000**  
 ↑ 2.4% VS. LAST MONTH  
 ↓ 2.3% VS. LAST YEAR

**TOTAL \$ OF SALES**  
**\$283,411,556**  
 ↑ 13.8% VS. LAST MONTH  
 ↑ 10.3% VS. LAST YEAR



**CARLA M. VIERRA**  
 Account Manager  
 North & West Oahu  
 (808) 265-7095  
 cvierra@tghawaii.com



**KRISTINA C. WOO-ARK**  
 Account Manager  
 Windward & Metro  
 (808) 282-3613  
 kwoo-ark@tghawaii.com



**VICKIE MARINO**  
 Account Manager  
 East Oahu  
 (808) 286-4954  
 vmarino@tghawaii.com

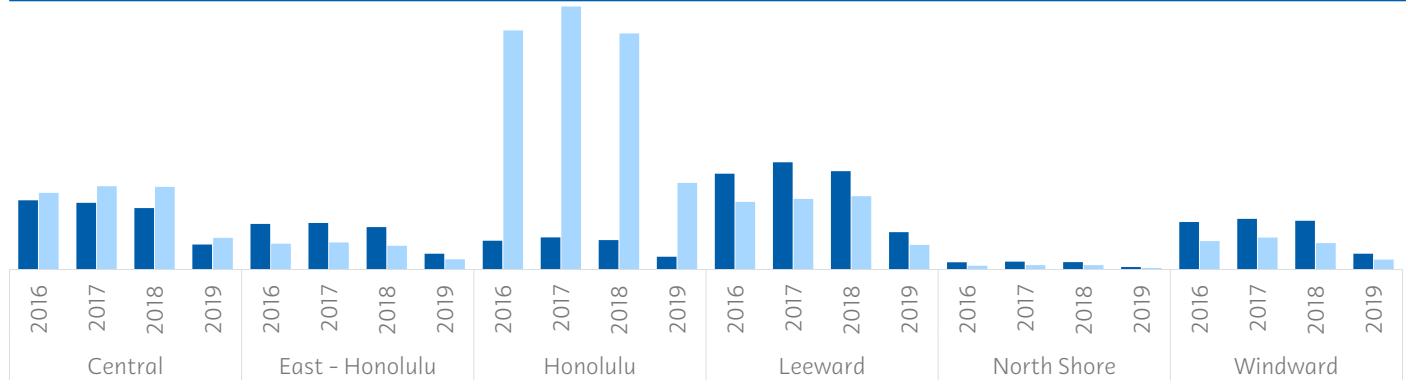


# TITLE GUARANTY

TITLE & ESCROW SERVICES

## REGIONAL SALES

### SALES (#) COMPARISON (YEAR OVER YEAR)



	YEAR		TOTAL	
<b>CENTRAL</b>	2016	899	995	1,894
	2017	865	1,081	1,946
	2018	798	1,073	1,871
	2019	325	410	735
<b>EAST - HONOLULU</b>	2016	591	335	926
	2017	604	351	955
	2018	550	307	857
	2019	204	133	337
<b>HONOLULU</b>	2016	374	3,105	3,479
	2017	417	3,415	3,832
	2018	381	3,065	3,446
	2019	165	1,124	1,289

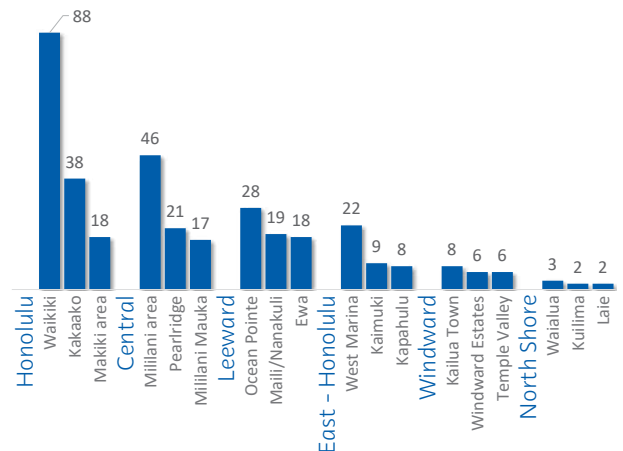
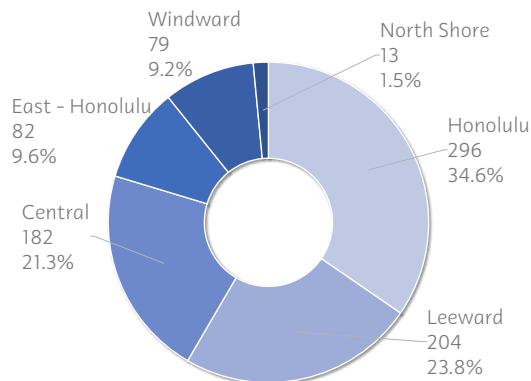
	YEAR		TOTAL	
<b>LEEWARD</b>	2016	1,245	878	2,123
	2017	1,392	917	2,309
	2018	1,278	952	2,230
	2019	484	321	805
<b>NORTH SHORE</b>	2016	94	48	142
	2017	103	56	159
	2018	95	56	151
	2019	32	20	52
<b>WINDWARD</b>	2016	617	369	986
	2017	658	415	1,073
	2018	634	343	977
	2019	206	128	334

\* YTD Sales (#) vs. same period of previous years

### Property Type



### # OF SALES BY REGION



\* Excluding Vacant Land Sales

\* Top 3 Neighborhoods Shown—Excluding Vacant Land Sales

# RESIDENTIAL SALES REPORT

**OAHU**  
MAY 2019

## SALES BY REGION (CURRENT MONTH)



Increase/Decrease vs. Last Year



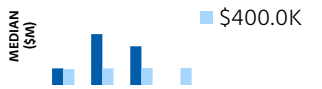
No Change or No Value vs. Last Year

		SINGLE FAMILY HOMES			CONDOMINIUM		
		#	\$ AMT	MEDIAN	#	\$ AMT	MEDIAN
HONOLULU	Waikiki	--	--	--	88 ●	\$49.7M ▲	\$402.5K ▲
	Kakaako	--	--	--	38 ●	\$43.3M ▲	\$902.5K ▲
	Punchbowl area	1	\$1.3M -	\$1.3M -	17 ▼	\$8.8M ▼	\$564.0K ▼
<b>HONOLULU TOTAL</b>		39 ▲	\$35.8M ▲	\$825.0K ▼	257 ▲	\$152.4M ▲	\$405.0K ▼
LEEWARD	Ocean Pointe	15 ●	\$10.6M ▼	\$680.0K ▼	13 ▲	\$7.0M ▲	\$538.0K ▼
	Mali/Nanakuli	18 ▲	\$8.3M ▲	\$483.0K ▲	1 ▼	\$184.0K ▼	\$184.0K ▼
	Ewa	2 ●	\$1.2M ▼	\$577.5K ▼	16 ▲	\$7.1M ▲	\$398.0K ▲
<b>LEEWARD TOTAL</b>		122 ▼	\$78.5M ▼	\$650.0K ▼	82 ▲	\$36.4M ▼	\$436.5K ▼
CENTRAL	Mililani area	16 ▲	\$12.4M ▲	\$790.0K ▲	30 ▼	\$11.3M ▼	\$362.5K ▼
	Pearlridge	1 -	\$1.1M -	\$1.1M -	20 ▲	\$7.6M ▲	\$414.0K ▼
	Mililani Mauka	7 ▼	\$6.7M ▼	\$960.0K ▲	10 ▼	\$4.3M ▼	\$433.0K ▲
<b>CENTRAL TOTAL</b>		76 ▼	\$59.3M ▼	\$765.0K ▲	106 ▲	\$39.9M ▲	\$376.0K ▼
EAST - HONOLULU	West Marina	--	--	--	22 ▲	\$16.4M ▲	\$722.0K ▲
	Kaimuki	9 ▲	\$11.4M ▲	\$1.2M ▲	--	--	--
	Kapahulu	8 ▲	\$10.9M ▲	\$1.4M ▲	--	--	--
<b>EAST - HONOLULU TOTAL</b>		44 ▲	\$62.2M ▼	\$1.2M ▼	38 ▲	\$30.4M ▲	\$660.5K ▼
WINDWARD	Kailua Town	--	--	--	8 ▼	\$4.9M ▼	\$617.5K ▼
	Windward Estates	--	--	--	6 ▲	\$2.6M ▲	\$402.5K ▼
	Temple Valley	--	--	--	6 ▼	\$3.4M ▼	\$581.0K ▼
<b>WINDWARD TOTAL</b>		41 ▼	\$57.2M ▼	\$1.1M ▼	38 ▲	\$22.3M ▲	\$588.5K ▼
NORTH SHORE	Waialua	1 -	\$1.7M -	\$1.7M -	2 ▲	\$964.0K ▲	\$482.0K ▲
	Pupukea	2 -	\$2.6M -	\$1.3M -	--	--	--
	Laie	2	\$2.7M -	\$1.4M -	--	--	--
<b>NORTH SHORE TOTAL</b>		9 ▲	\$12.2M ▲	\$1.3M ▲	4 ●	\$2.0M ▲	\$508.8K ▲

## SALES COMPARISON (YEAR OVER YEAR & 2019 YTD SHOWN)

### TOP NEIGHBORHOODS BY # OF SALES (CURRENT MONTH)

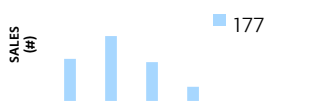
#### WAIKIKI



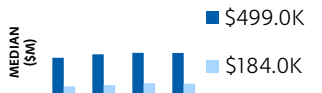
#### MAKIKI AREA



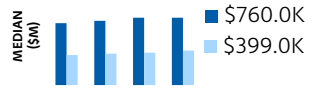
#### KAKAAKO



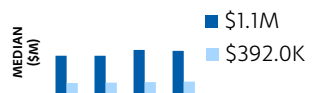
#### MAILI/NANAKULI



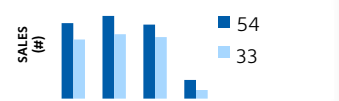
#### MILILANI AREA



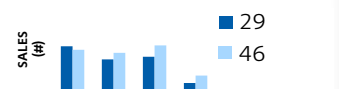
#### SALT LAKE



#### OCEAN POINTE



#### MILILANI MAUKA



### YEAR TO DATE STATISTICS (VS. SAME PERIOD LAST YEAR)

#### SINGLE FAMILY HOMES

# OF SALES **1,416** ▼ 1.3%  
 MEDIAN SALES PRICE **\$770.0K** ▼ 1.3%  
 TOTAL \$ OF SALES **\$1.3B** ▼ 9.5%

#### CONDOMINIUM

# OF SALES **2,136** ▼ 8.8%  
 MEDIAN SALES PRICE **\$419.5K** ▼ 2.5%  
 TOTAL \$ OF SALES **\$1.1B** ▼ 10.6%

\* Annual trend shown include 2016 to present; Top 8 Neighborhood Shown

NEIGHBORHOOD SALES

Information Deemed Reliable But Not Guaranteed.  
 SOURCE: Multiple Listing Services from respective Boards of REALTORS®, Bureau of Conveyances, and Title Guaranty.